



national film and video foundation
SOUTH AFRICA

an agency of the
Department of Arts and Culture

BOX OFFICE REPORT: SOUTH AFRICA

(January – December 2014)

Table of Contents

1.2 Box Office Trends	7
1.3 Top SA Films released in 2014.....	9
1.4 Market Share by Distributor	10
1.5 Box Office Gross by Film Format.....	11
1.6 Genre Classification	11
1.7 Country of Origin	13
Annexure.....	16

List of Figures

Figure 1: Box Office Gross, Year-on-Year.....	8
Figure 2: SA Box Office Gross, Month-on-Month.....	8
Figure 3: Revenue Split by Film Format	11
Figure 4: Box Office Gross by Genre.....	12
Figure 5: SA's Box Office Gross by Genre.....	13

List of Tables

Table 1: SA Box Office Trends, 2010 – 2014.....	7
Table 2: Table 2: 2014 Top 10 SA Films	9
Table 3: Top 25 films released in SA, 2014	10
Table 4: Box Office Share by Distributor	11
Table 5: Country of Origin of Film Releases	13

Abbreviations

AUS Australia

BEL Belgium

BRA Brazil

BUL Bulgarian

CAN Canada

CB Crystal Brooks

CZECH Czech Republic

DTI Department of Trade and Industry

FRA France

GER Germany

GRE Greece

IFD Indigenous Film Distributors

ITA Italy

IND India

IRE Ireland

JPN Japan

KEN Kenya

NFVF National Film and Video Foundation

NMD Nu Metro Distributors

NZ New Zealand

PHIL Philippians

POL Poland

ROM Romania

RUS Russia

SA South Africa

SKD Ster Kinekor Distributors

SK South Korea

SPN Spain

SWE Sweden

SWITZ Switzerland

TAN Tanzania

UAE United Arab Emirates

UIP United International Pictures

UK United Kingdom

USA United States of America

Executive Summary

This report provides an analysis of South Africa's box office trends. Method of analysis include market share calculation, top earning films, genre classification, market share by distributors, and comparison between standard and 3D format. Results of the data analysed show that:

- Theatrical revenues for all films released in South Africa totalled to R 880.3 million in 2014, up by 0.13% over 2013. Foreign films experienced growth by 6%, while South African films dropped by 44% in 2014.
- The most popular films with the highest gross in 2014 was *Transformers: Age of Extinction*, *The Hobbit: The Battle of the Five Armies*, and *How to Train your Dragon 2*.
- A total of 228 films were released at box office, 23 of those were South African films. Afrikaans language films continue to do well at the box office claiming 48% of the release (on local productions) and 66% of local box office revenues.
- The biggest portion of market share was generated by Times Media Distribution (TM) claiming 49% of the total box office gross, a huge improvement from 36% claimed in 2013. Ster Kinekor (SK) was the second highest distributor claiming 31% market share, a decrease from 39% in 2013.
- Growth in 3D screens for 2014 continues. A total of 36 3D films were released in 2014, up from 33 released in 2013. 3D films accounted for 45% of the total box office gross, up from 41% in 2013.
- Again this year Animation was the highest grossing genre which included the biggest films of the year *How to Train Your Dragon 2* and *Rio 2*. A combined gross for animation summed to R140.2 million. Action/Adventure was the second highest earning genre of the year with a combined gross of R139.9 million. Drama was the third with combined gross of R120.2 million.

1.1 South Africa's Box Office in 2014

The year 2014 has been tough for everyone in South Africa (SA) as the country experience electricity supply constraints, repeated strikes and a weak recovery of the rand. Despite a drop in petrol prices, most recent economic indicators suggest a subdued economic environment which contribute relatively to sluggish growth. This suggest that even the year ahead is not looking positive as the country still has challenges with electricity supply.

The film industry has also experienced a slow recovery in terms of growth in box office revenues generated. Local films struggled to compete with foreign films largely due to subdued audience or demand for local films. Foreign films always attract more audience and therefore perform better at box office. It is no longer about South Africans not producing enough films to cater for the local audience but rather it is about developing a strong cinema going culture in order to get more audiences to watch South African films.

Nonetheless, local films continue to be appreciated internationally. The South African Afrikaans language film *Musiek vir die Agtergrond* made it to the official selection for the 2014 Mumbai International Film Festival (MAMI). The award winning Afrikaans language film was the second to be selected for the festival. The 2004 film *Yesterday* was the only other South African film to have been selected for the festival in previous years. *Musiek vir die Agtergrond* has been receiving significant international recognition and praise after it was sold to American distributor, D Street Releasing, last year (2014). The film has also had VOD and theatrical releases in both New-Zealand and Australia last year¹.

Khumba the second animated South African film had over a million theatrical admission in China grossing over \$6 million to date (aproximately R69 447 000). *Khumba* has out-performed the US animated film *The Nut Job*.²

¹ <http://www.screenafrica.com/page/news/film/1646483-Musiek-vir-die-Agtergrond-heads-to-Mumbai-International-Film-Festival#.VNs2EPmUfmc>

² <http://www.filmcontact.com/news/south-africa/khumba-tops-million-tickets-china>

Other local films that continue to raise the South African flag are *Four Corners* and *Cold Harbor*. *Four Corners* has been nominated for Best Narrative Feature while *Cold Harbour* has been selected for Best First Feature Narrative at the 2015 Pan African Film Festival. This encourages local filmmakers to continue telling South African stories as it shows that SA content is being appreciated by other international countries.

1.2 Box Office Trends

A total of 23 local films were released with box office earnings of R55.2 million. South Africa’s theatrical revenues dropped significantly by 44%, this marks the lowest figure since 2011. From the 23 local films released, only 4 films managed to gross above 5 million. As much as 2014 was a rough year for the country as a whole, the outlook for local movies remains tight considering the fact that South Africa’s market share has declined to 6%.

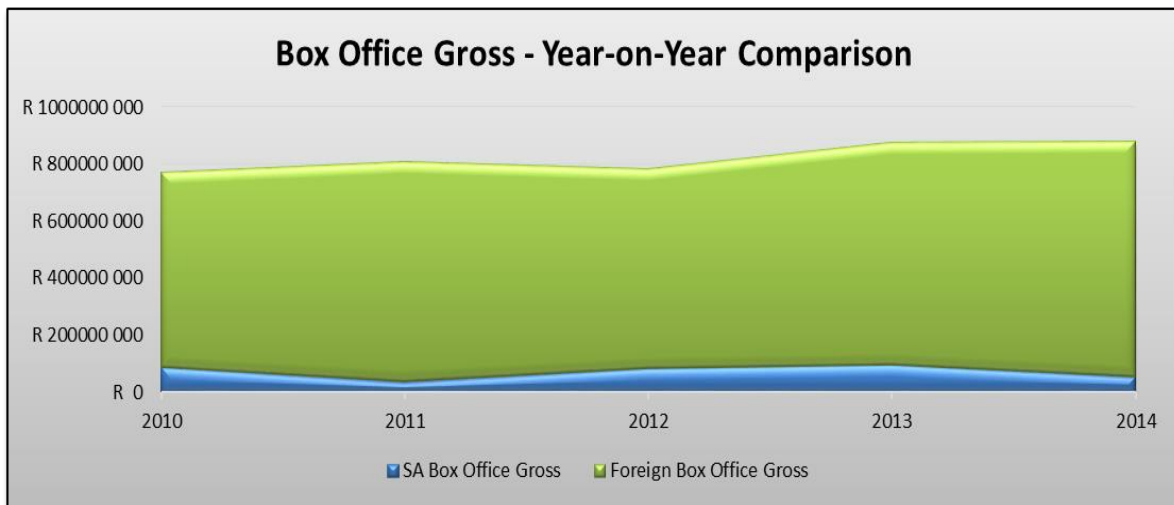
Table 1: SA Box Office Trends, 2010 – 2014

Column	2010	2011	2012	2013	2014
Number of Films	23	24	19	25	23
Box Office (R m)	R 86.2	R 37.5	R 82.7	R 98.4	R 55.4
Change (%)	-	-56%	121%	19%	-44%
Share (%)	11%	5%	11%	11%	6%

Source: Ster Kinekor, Box Office Mojo

Figure 1 below, shows South Africa’s box office revenues on an annual basis comparing local films to foreign films. As depicted below, South African screens are dominated by foreign films and well received by the audience. Year on year revenues continue to grow while local films struggle to compete with these films. 2012 - 2013 showed a steady recovery after being hit by a huge drop in 2011. However, that improvement did not last very long as 2014 just witnessed another drop. The number of films produced for cinema also dropped to 23 in 2014 from 25 in 2013.

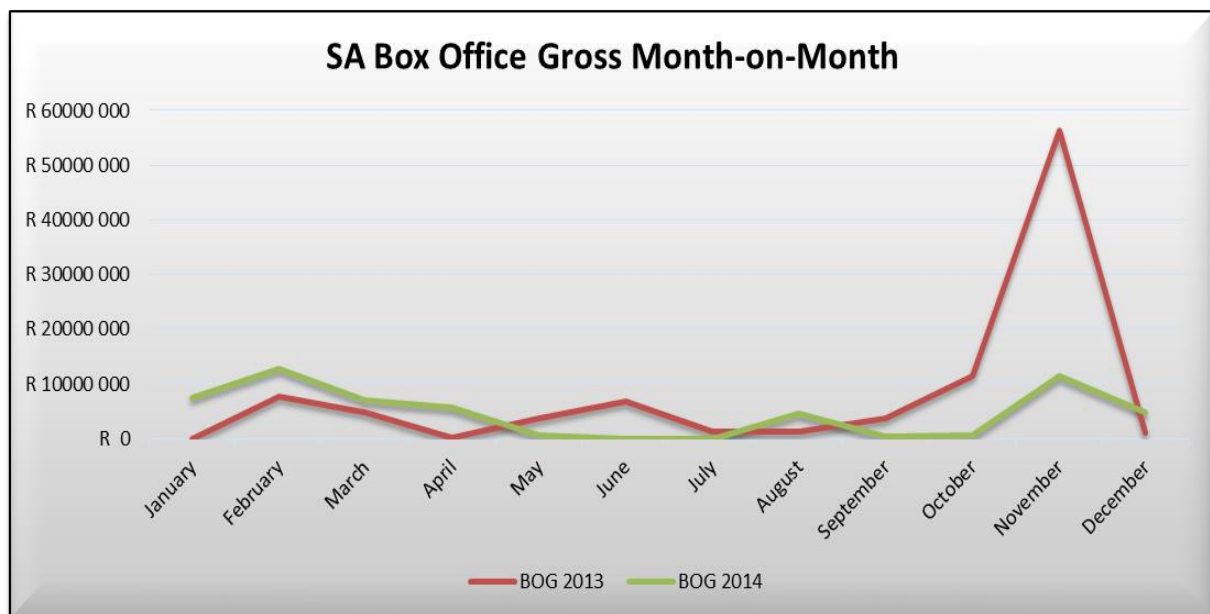
Figure 1: Box Office Gross, Year-on-Year



Source: Ster Kinekor, Box Office Mojo

A month-to-month breakdown of box office revenues is outlined in Figure 2 below showing the performance of South African films. Revenues in January to April were higher than the equivalent month in 2013. The month's top earning titles were *Faan se Trein* in January and *Pad na Jou Hart* in February. May to August saw a significant drop compared to 2013. October to December revenues started to pick up but were lower than that of 2013, and one of the highest grossing films was the *Leading Lady* released in November.

Figure 2: SA Box Office Gross, Month-on-Month



Source: Ster Kinekor, Box Office Mojo

1.3 Top SA Films released in 2014

The highest performing local film in the top 10 was *Pad na Jou Hart* which earned R11.6 million, the second highest grossing film was *Leading Lady* taking only R7.6 million, *Faan se Trein* earned itself R7.2 million at third place. It is also interesting to note that 6 of the films in the top 10 were Afrikaans language films which is an indication of the growing audience for Afrikaans movies. Other indigenous films are certainly struggling to attract as many audience as possible and generate more revenue in order to improve the SA market share.

Table 2: Table 2: 2014 Top 10 SA Films

Movie Title	Release Date	Weeks	No of Screens	BO At Release	Cumulative Box Office Gross
Pad na Jou Hart	14-Feb	10	57	3 149 843	R 11 597 209
Leading Lady	28-Nov	6	65	1 368 669	R 7 567 630
Faan se Trein	24-Jan	5	44	1 405 604	R 7 158 787
Vrou Soek Boer	07-Mar	5	48	1 248 572	R 5 458 669
Knysna*	26-Dec	6	58	1 047 758	R 4 893 911
Spud 3: Learning to Fly	28-Nov	4	53	926 992	R 3 788 281
Konfetti	18-Apr	8	34	818 522	R 2 558 221
iNumber Number	25-Apr	13	35	365 416	R 1 956 873
Hard to Get	29-Aug	17	36	363 785	R 1 714 862
Die Spook Van Uniondale	29-Aug	3	41	598 542	R 1 495 744

Source: Ster Kinekor, Box Office Mojo

The most popular films with the highest gross in South Africa for 2014 was *Transformers: Age of Extinction* earning R27.0 million. *The Hobbit: The Battle of the Five Armies* was the second top performing film earning R25.2 million, followed by *How to Train your Dragon 2* taking R23.3 million of the box office revenue. Only one South African film made it to the top 25 list which is *Pad na Jou Hart* at R11.6 million.

Table 3: Top 25 films released in SA, 2014

Movie Title	Release Date	No. of Weeks	No. of Screens	Distributor	Country of Origin	Genre	Box Office Gross (ZAR)
Transformers: Age of Extinction (incl 3D)	26-Jun	12	86	UIP	USA	Sci-fi/Action	R 27 049 354
The Hobbit: The Battle of the Five Armies (incl 3D & Imax)*	05-Nov	8	111	Times Media	NZ/USA	Adventure	R 25 209 645
How to Train your Dragon 2 (incl 3D)	20-Jun	13	101	Times Media	USA	Animation	R 23 330 121
Amazing Spider-Man 2: Riise of Electro (incl 3D)	25-Apr	8	202	Ster Kinekor	USA	Action/Adventure	R 21 829 778
Rio 2 (incl 3D)	11-Apr	12	95	Times Media	USA	Animation	R 21 180 353
Hunger Games: Mockingjay - Part 1	21-Nov	9	98	Times Media	USA	Action/Adventure	R 18 795 570
Big Hero 6 (incl 3D)*	26-Dec	6	117	Ster Kinekor	USA	Animation	R 17 791 431
X-men: Days of Future Past (incl 3D)	23-May	7	102	Times Media	UK/USA	Action/Adventure	R 17 546 222
22 Jump Street	20-Jun	11	66	Ster Kinekor	USA	Action/Comedy	R 17 443 328
Step Up: All in One (incl 3D)	25-Jul	12	107	Times Media	USA	Music/Drama	R 16 702 539
The Other Woman (2014)	01-May	12	67	Times Media	USA	Comedy/Romance	R 16 544 433
Guardians of the Galaxy (incl 3D)	01-Aug	11	109	Ster Kinekor	UK/USA	Action/Adventure	R 16 397 520
Lucy	29-Aug	12	84	UIP	FRA	Sci-fi/Action	R 15 918 678
Penguins of Madagascar (incl 3D)	05-Dec	5	122	Times Media	USA	Animation	R 15 708 154
Night at the Museum 3*	19-Dec	7	96	Times Media	USA	Adventure	R 14 842 169
Think Like a Man Too	25-Jul	14	67	Ster Kinekor	USA	Comedy	R 14 794 796
Exodus: Gods & Kings (Incl 3D)*	26-Dec	6	98	Times Media	USA	Drama	R 14 606 559
Captain American: The Winter Soldier	28-Mar	8	157	Ster Kinekor	USA	Action/Adventure	R 14 589 470
Need for Speed (incl 3D)	20-Mar	9	77	Times Media	IRE/PHILIP /UK/USA	Action	R 13 881 947
Noah (incl 3D)	04-Apr	10	124	UIP	USA	Drama	R 13 617 735
Teenage Mutant Ninja Turtles (incl 3D)	17-Oct	12	88	UIP	USA	Action/Adventure	R 13 264 703
Maleficent (incl 3D)	06-Jun	9	113	Ster Kinekor	UK/USA	Action/Adventure	R 12 491 844
The Wolf of Wall Street	10-Jan	11	70	Crystal Brook	USA	Drama	R 12 057 290
Pad na Jou Hart	14-Feb	10	57	Ster Kinekor	SA	Adventure/Romance	R 11 597 209
Blended	04-Jul	10	76	Times Media	USA	Comedy	R 11 087 414

Source: Source: Ster Kinekor, Box Office Mojo

Box Office Gross = Cumulative gross up to 01 February 2015

Films with an asterisk (*) were still being exhibited on 01 February 2015

1.4 Market Share by Distributor

The biggest portion of market share was generated by Times Media Distribution (TM) claiming 49% of the total box office gross, a huge improvement from 36% claimed in 2013. Ster Kinekor (SK) was the second highest distributor claiming 31% market share, a decrease from 39% in 2013. Even though SK has distributed the highest number of films, their market share declined significantly in 2014. The third biggest pie was taken by United International Pictures (UIP) claiming 14% of the total gross, another drop from 22% claimed last year (2013).

Table 4: Box Office Share by Distributor

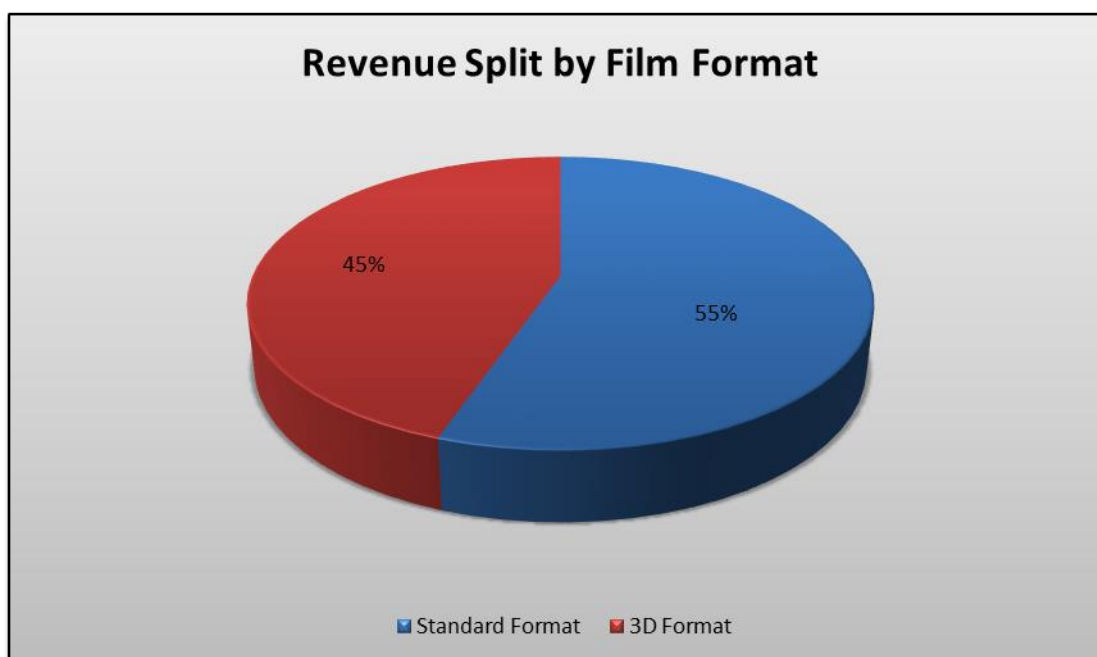
Distributor	Number of Releases	% of Releases	Box Office Gross	Box Office Share
Times Media	78	34%	R 435 865 452	50%
Ster Kinekor	90	39%	R 268 538 886	30%
UIP	28	12%	R 121 812 275	14%
Crystal Brook	19	8%	R 43 769 151	5%
Black Sheep	7	3%	R 5 588 198	1%
Indigenous	6	3%	R 4 938 895	1%
Total	228	100%	R 880 512 857	100%

Source: Ster Kinekor, Box Office Mojo

1.5 Box Office Gross by Film Format

Cinema chains are also segmenting their audience by offering a first-class cinema experience which makes them feel like they are part of the movie. 3D movies continue to grow, a total of 36 3D films were released in 2014, up from 33 released in 2013. 3D films accounted for 45% of the total box office gross, up from 41% in 2013.

Figure 3: Revenue Split by Film Format



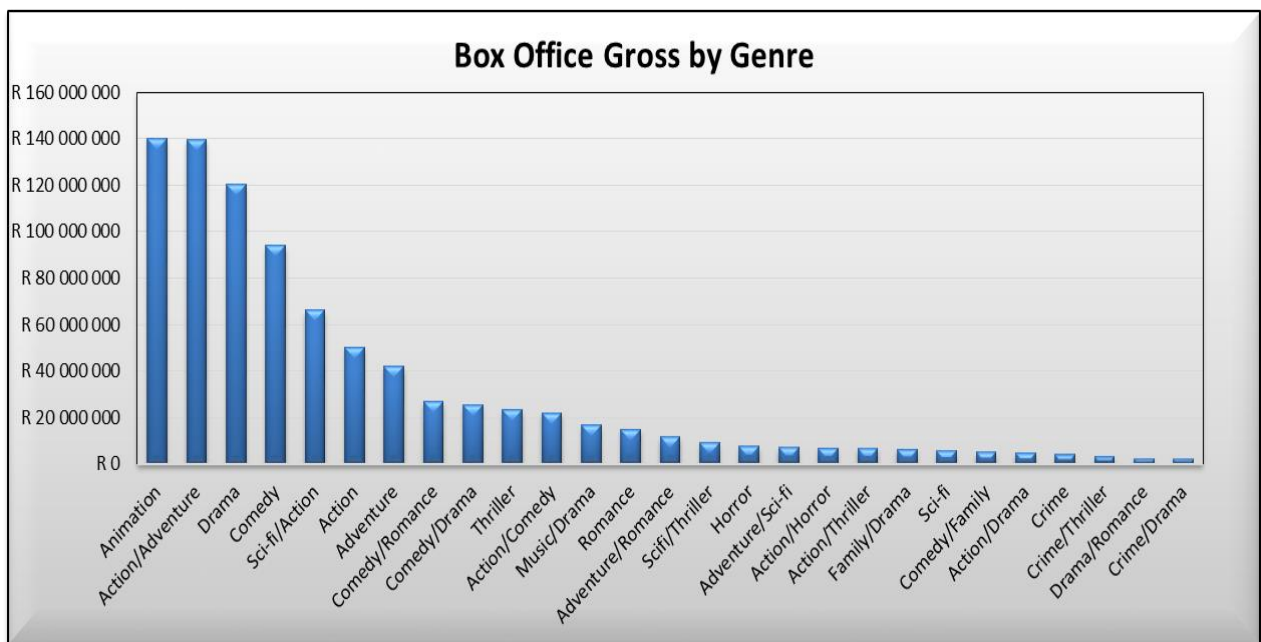
Source: Ster Kinekor, Box Office Mojo

1.6 Genre Classification

Genre classification helps measure the relative popularity of different genres at box office. The pattern of box office by genre each year is usually determined by a small

number of high grossing releases. Again this year Animation was the highest grossing genre which included the biggest films of the year *How to Train Your Dragon 2* and *Rio 2*. A combined gross for animation summed to R140.2 million. Action/Adventure was the second highest earning genre of the year with a combined gross of R139.9 million. Drama was the third with combined gross of R120.2 million. Comedy was in the fourth place with R94.1 million, followed by Sci-fi/Action at R66.3 million.

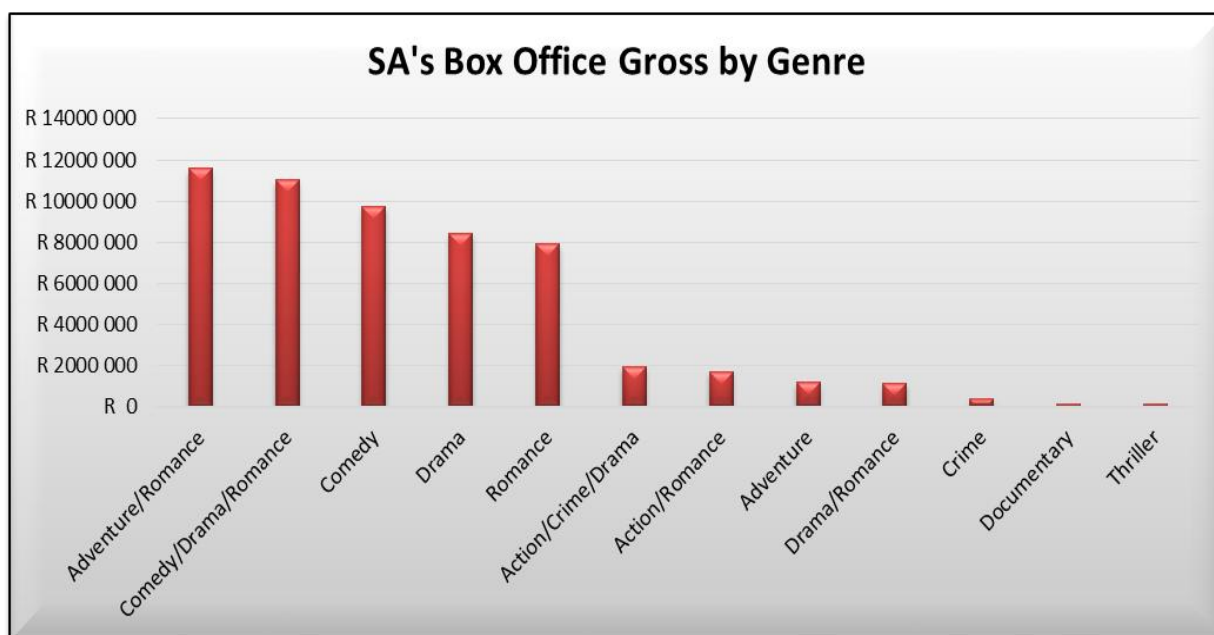
Figure 4: Box Office Gross by Genre



Source: IMDB, Box Office Mojo

As for local films, the industry also had a combination of genres with Adventure/Romance being the highest grossing genre and the only top earning film *Pad na Jou Hart* (R11.6 million). Comedy/Drama/Romance was the second highest earning genre with combined gross of R11.0 million. Comedy was in the third place with R9.7 million.

Figure 5: SA's Box Office Gross by Genre



Source: IMDB, Box Office Mojo

1.7 Country of Origin

As Table 4 indicates, 57% of films released in South Africa's box office were of USA origin accounting for 71% of the revenue. South African films including co-productions (whether official/unofficial) represented 10% of releases and took 6% of the box office gross. UK/USA films accounted for 4% of releases claiming 6% of the box office gross.

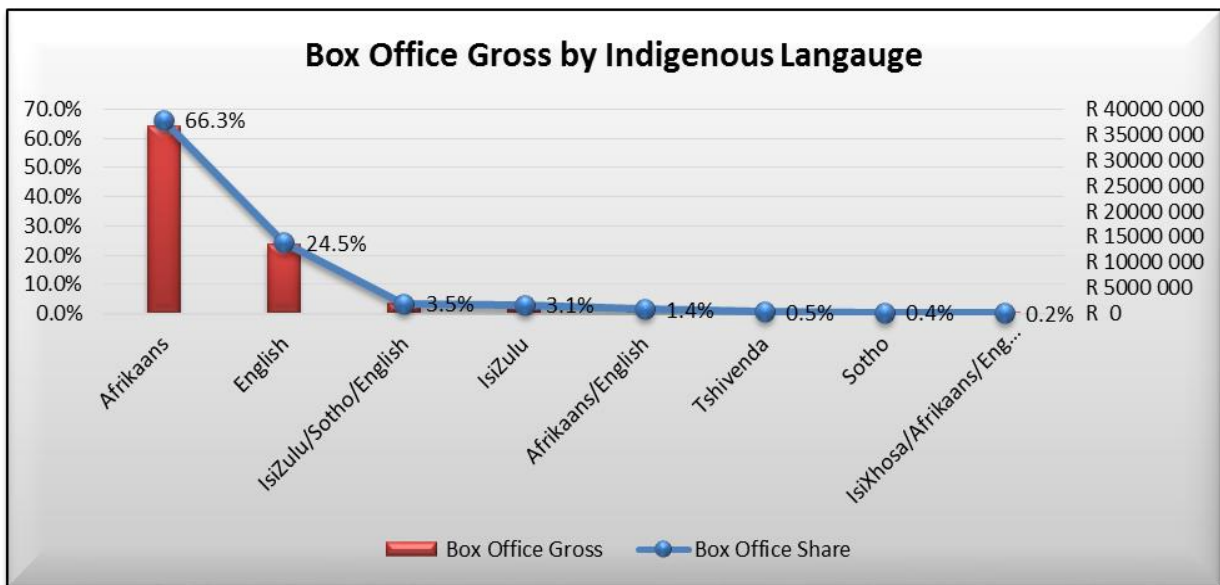
Table 5: Country of Origin of Film Releases

Country of Origin	Number of Releases	% of all releases	Box Office Gross	Box Office Share (%)
USA	130	57.0%	R 622 102 779	70.7%
SA	23	10.1%	R 55 446 995	6.3%
UK/USA	10	4.4%	R 53 159 389	6.0%
UK	7	3.1%	R 3 671 140	0.4%
FRA/USA	4	1.8%	R 6 359 942	0.7%
CAN	4	1.8%	R 793 216	0.1%
FRA/UK/USA	3	1.3%	R 9 279 450	1.1%
AUS/USA	3	1.3%	R 8 557 827	1.0%
FRA	2	0.9%	R 16 296 409	1.9%
GER/USA	2	0.9%	R 5 101 654	0.6%
Rest of the Countries	40	17.5%	R 99 744 056	11.3%
Total	228	100%	R 880 512 857	100.0%

Source: IMDB

In figure 6 below, it shows 7 different languages (including English) that were released in SA. Afrikaans was the most common language followed by English. Films in Afrikaans earned R36.5 million taking 66% of box office. This suggest that Afrikaans films appeal more to their audience and have been able to take advantage of its stake in Afrikaans filmmaking. Films in English accounted for R13.6 million claiming 25% of box office. A combination of IsiZulu/Sotho/English managed to at least take 4% of box office. Other indigenous languages like Tshivenda and Sotho did not perform well at box office.

Figure 6: Box Office Gross by Indigenous Language



Source: IMDB, Box Office Mojo

1.8 Conclusion

Local films had shown a steady recovery in the previous two years (2012 – 2013) with a significant improvement of 19% in revenues. However, this trend did not last very long as 2014 box office revenues declined significantly by 44% suggesting a weaker response from the audience for local content and filmmakers are struggling to recover their returns at box office. Afrikaans language films continue to do well at the box office claiming 48% of the release and 66% of box office revenues.

A total of 228 films were released at box office, 23 of those were SA films. South Africans continue to show keen interest for the imported titles with local films only claiming 6% market share at box office. There is unlikely to be significant improvement in the year ahead but we look forward to some interesting titles already being released including *Moorivier* an Afrikaans language romantic comedy, and still to be released is South Africa's first dance film *Hear me Move* and *Tell Me Sweet Something* a romantic comedy.

The report finds the prospects of South African films not positive at box office as the demand for local content is diminishing. The South African Audience Research which is being conducted by the National Film and Video Foundation should be able to provide analysis in terms of what kind of audience exist for local content; whether South Africa has cinema audience or enjoys home entertainment.

Annexure

Movie Title	Release Date	Weeks	No of Screens	Distributor	Country of Origin	Genre	Box Office Gross (ZAR)
The Secret Life of Walter Mitty	03-Jan	5	60	Times Media	USA	Comedy	R 3 830 588
Empire State	03-Jan	4	36	Ster Kinekor	USA	Crime/Drama	R 2 056 269
Carrie (2013)	03-Jan	2	31	Ster Kinekor	USA	Horror	R 1 284 732
Justin Bieber's Believe	03-Jan	2	27	Ster Kinekor	USA	Documentary	R 591 604
Goddess	03-Jan	2	16	Times Media	AUS	Comedy/Musical	R 256 011
Robocop (2014)	07-Jan	6	58	Ster Kinekor	USA	Sci-fi	R 4 969 139
The Wolf of Wall Street	10-Jan	11	70	Crystal Brook	USA	Drama	R 12 057 290
Don Jon	10-Jan	4	34	Ster Kinekor	USA	Comedy	R 1 260 276
Jack Ryan: Shadow Recruit	17-Jan	7	82	UIP	USA	Action	R 4 988 190
Delivery Man	17-Jan	8	46	Times Media	USA	Comedy	R 4 427 284
12 Years a Slave	17-Jan	10	29	Times Media	UK/USA	Drama	R 2 978 677
Paradise (2013)	17-Jan	2	12	Ster Kinekor	USA	Drama	R 120 240
Faan se Trein	24-Jan	5	44	Ster Kinekor	SA	Drama	R 7 158 787
The Book Thief	24-Jan	5	30	Times Media	GER/USA	Drama	R 2 463 796
Paranormal Activity: The Marked Ones	24-Jan	6	22	UIP	USA	Horror	R 983 155
Grudge Match	24-Jan	2	62	Times Media	USA	Sports	R 488 204
Cloudy with a Chance of Meatballs 2 (incl 3D)	31-Jan	7	104	Ster Kinekor	USA	Animation	R 8 250 068
Fire with Fire	31-Jan	3	37	Ster Kinekor	USA	Action	R 1 342 386
Elelwani	31-Jan	7	6	Indigenous	SA	Drama	R 290 897
The Best Man Holiday	07-Feb	10	56	UIP	USA	Comedy/Drama	R 6 687 830
Labor Day	07-Feb	3	30	UIP	USA	Drama	R 636 720
Romeo and Juliet (2013)	07-Feb	3	12	Times Media	ITA/SWITZ/UK	Romance	R 192 155
Pad na Jou Hart	14-Feb	10	57	Ster Kinekor	SA	Adventure/Romance	R 11 597 209
The Monuments Men	14-Feb	2	32	Times Media	USA	Action/Drama	R 2 391 684
Anchorman 2: The Legend Continues	14-Feb	6	40	UIP	USA	Comedy	R 1 930 399
Vampire Academy	14-Feb	2	63	Ster Kinekor	USA	Action/Adventure	R 1 849 599
Her (2013)	14-Feb	2	10	Ster Kinekor	USA	Drama/Romance	R 316 370
The Nut Job (incl 3D)	21-Feb	5	86	Ster Kinekor	USA	Animation	R 6 621 115
Ride Along	21-Feb	9	50	UIP	USA	Action/Comedy	R 4 566 161
Pompeii (incl 3D)	21-Feb	4	60	Times Media	CAN/GER/USA	Action/Adventure	R 2 943 421
Saving Mr Banks	21-Feb	10	31	Ster Kinekor	USA	Drama	R 919 247
American Hustle	28-Feb	8	32	Ster Kinekor	USA	Drama	R 2 841 428
Dallas Buyers Club	28-Feb	8	27	Crystal Brook	USA	Drama	R 1 452 721
The Frozen Ground	28-Feb	4	30	Ster Kinekor	USA	Crime	R 1 301 889
The Perfect Wave	28-Feb	6	37	Indigenous	SA	Drama/Romance	R 1 175 776
A Winter's Tale	28-Feb	3	31	Times Media	USA	Fantasy	R 986 868
300: Rise of an Empire	07-Mar	5	88	Times Media	USA	Action	R 10 672 957
Vrou Soek Boer	07-Mar	5	48	Times Media	SA	Romance	R 5 458 669
The To Do List	07-Mar	1	24	Ster Kinekor	USA	Comedy	R 185 011
The Grandmaster	07-Mar	4	4	UIP	CHINA	Action	R 81 422
The Lego Movie (incl 3D)	14-Mar	5	86	Times Media	USA	Animation	R 9 942 802
About Last Night (2014)	14-Mar	12	49	Ster Kinekor	USA	Comedy/Romance	R 4 573 909
August: Osage Country	14-Mar	6	26	Ster Kinekor	USA	Drama	R 1 455 321
I, Frankenstein (incl 3D)	14-Mar	3	33	Times Media	AUS/USA	Action/Sci-fi	R 1 195 236
Need for Speed (incl 3D)	20-Mar	9	77	Times Media	IRE/PHIL/UK/USA	Action	R 13 881 947
Mr. Peabody & Sherman (incl 3D)	20-Mar	5	97	Times Media	USA	Animation	R 9 325 411
The Grand Budapest Hotel	20-Mar	9	9	Times Media	GER/USA	Comedy	R 2 637 858
Tyler Perry's Single Mom's Club	21-Mar	5	57	Ster Kinekor	USA	Comedy/Drama	R 3 338 929
Reasonable Doubt	21-Mar	4	26	Crystal Brook	CAN/GER/CAN	Crime	R 992 377

The Spectacular Now	21-Mar	1	7	Ster Kinekor	USA	Comedy/Drama	R 71 241
Captain American: The Winter Soldier	28-Mar	8	157	Ster Kinekor	USA	Action/Adventure	R 14 589 470
Philomena	28-Mar	7	22	Times Media	FRA/UK/USA	Drama	R 1 624 587
Agent 2000	28-Mar	3	44	Ster Kinekor	SA	Adventure	R 1 206 764
Four Corners	28-Mar	2	21	Indigenous	SA	Crime	R 383 615
Muppets Most Wanted	28-Mar	2	19	Ster Kinekor	USA	Comedy	R 252 639
Noah (incl 3D)	04-Apr	10	124	UIP	USA	Drama	R 13 617 735
Divergent	04-Apr	3	50	Times Media	USA	Action/Adventure	R 2 495 462
Out of the Furnace	04-Apr	2	25	Crystal Brook	UK/USA	Thriller	R 295 298
Hours	04-Apr	2	10	Ster Kinekor	USA	Drama/Thriller	R 175 738
Rio 2 (incl 3D)	11-Apr	12	95	Times Media	USA	Animation	R 21 180 353
Non-Stop	11-Apr	6	69	Times Media	FRA/UK/USA	Action/Thriller	R 6 752 985
That Awkward Moment	11-Apr	8	44	Ster Kinekor	USA	Comedy/Romance	R 3 822 536
All is Lost	11-Apr	5	14	UIP	USA	Drama	R 262 748
The Forgotten Kingdom	11-Apr	4	10	Indigenous	SA	Drama	R 232 352
The Legend of hercules	17-Apr	8	52	Crystal Brook	USA	Action/Adventure	R 8 835 634
Son of God	17-Apr	3	51	Times Media	USA	Drama	R 2 164 265
One Chance	17-Apr	2	25	Ster Kinekor	UK/USA	Biography	R 721 217
Devil's Due	17-Apr	1	17	Times Media	USA	Horror	R 246 641
Konfetti	18-Apr	8	34	UIP	SA	Comedy/Drama/Romance	R 2 558 221
Amazing Spider-Man 2: Rise of Electro (incl 3D)	25-Apr	8	202	Ster Kinekor	USA	Action/Adventure	R 21 829 778
iNumber Number	25-Apr	13	35	Indigenous	SA	Action/Crime/Drama	R 1 956 873
Endless Love (2014)	25-Apr	7	28	UIP	USA	Romance	R 1 095 664
Die Windpomp	25-Apr	2	33	Times Media	SA	Romance	R 965 000
Fruitvale Station	25-Apr	1	14	Ster Kinekor	USA	Drama	R 87 776
The Other Woman (2014)	01-May	12	67	Times Media	USA	Comedy/Romance	R 16 544 433
Tinkerbell & The Pirate Fairy (incl 3D)	01-May	9	53	Ster Kinekor	USA	Animation	R 4 882 178
Three Days to Kill	01-May	4	51	Times Media	FRA/GRE/RUS/USA	Action/Drama	R 2 540 242
Ek Yoke Net 2	01-May	2	31	Ster Kinekor	SA	Comedy	R 695 897
The Colony	01-May	1	10	Ster Kinekor	CAN	Action/Horror	R 89 699
Ain't them Bodies Saints	01-May	1	11	Ster Kinekor	USA	Dram/Romance	R 63 555
Heaven is for Real	09-May	9	23	Ster Kinekor	USA	Drama	R 2 975 502
Tokarev	09-May	10	32	Crystal Brook	FRA/USA	Action/Crime	R 1 032 804
Lone Survivor	09-May	3	37	Times Media	USA	Action	R 1 024 170
A Haunted House 2	09-May	4	23	Ster Kinekor	USA	Horror	R 598 746
Devil's Knot	09-May	2	21	Ster Kinekor	USA	Crime/Thriller	R 288 157
Godzilla (incl 3D)	16-May	6	102	Times Media	JPN/USA	Sci-fi/Action	R 6 676 323
Filth	16-May	2	10	Ster Kinekor	UK	Crime	R 160 149
X-men: Days of Future Past (incl 3D)	23-May	7	102	Times Media	UK/USA	Action/Adventure	R 17 546 222
Legends of OZ: Dorothy's Return (incl 3D)	23-May	6	83	Ster Kinekor	INDIA/USA	Animation	R 3 277 678
Walk of Shame	23-May	3	28	Times Media	USA	Comedy	R 977 165
Grace of Monaco	23-May	2	17	Times Media	BEL/FRA/ITALY/SWITZ/USA	Drama	R 425 982
Under the Skin	23-May	2	10	Ster Kinekor	UK/SWITZ/USA	Sci-fi	R 153 070
A Million Ways to Die in the West	30-May	9	36	UIP	USA	Comedy	R 2 158 136
I'm Inlove with a Church Girl	30-May	8	26	Crystal Brook	USA	Drama	R 1 217 055
Transcendence (incl 3D)	30-May	2	31	Times Media	CHINA/UK/USA	Sci-fi	R 671 934
Railway man	30-May	10	6	Times Media	AUS/SWITZ/UK	Drama	R 628 579
Maleficent (incl 3D)	06-Jun	9	113	Ster Kinekor	UK/USA	Action/Adventure	R 12 491 844
Holiday	06-Jun	3	14	Ster Kinekor	INDIA	Action	R 549 010
The Quiet Ones	06-Jun	2	20	Times Media	UK/USA	Horror	R 312 849
Inevitable Defeat of Mister & Pete	06-Jun	2	16	Ster Kinekor	USA	Drama	R 124 830
Kill Yours Darlings	06-Jun	1	4	Ster Kinekor	USA	Drama	R 51 912
Edge of Tomorrow (incl 3D)	13-Jun	5	93	Times Media	AUS/USA	Sci-fi/Action	R 7 297 162
The Fault in our Stars	13-Jun	9	39	Times Media	USA	Drama	R 7 165 669
Fading Gigolo	13-Jun	8	34	Ster Kinekor	USA	Comedy	R 1 088 834
How to Train your Dragon 2 (incl 3D)	20-Jun	13	101	Times Media	USA	Animation	R 23 330 121
22 Jump Street	20-Jun	11	66	Ster Kinekor	USA	Action/Comedy	R 17 443 328
Haute Cuisine	20-Jun	5	4	Ster Kinekor	FRA	Biography	R 377 731
In Secret	20-Jun	1	5	Times Media	USA	Romance/Thriller	R 44 797
Transformers: Age of Extinction (incl 3D)	26-Jun	12	86	UIP	USA	Sci-fi/Action	R 27 049 354

Belle	27-Jun	7	6	Times Media	UK	Drama	R 699 434
Locke	27-Jun	5	4	Ster Kinekor	UK/USA	Thriller	R 296 939
Blended	04-Jul	10	76	Times Media	USA	Comedy	R 11 087 414
The House of Magic (incl 3D)	04-Jul	10	75	Times Media	BELG	Animation	R 7 077 282
The Invisible Woman	04-Jul	4	5	Ster Kinekor	UK	Drama	R 319 589
Hateship, Loveship	04-Jul	2	15	Ster Kinekor	USA	Drama	R 162 229
Dawn of the Planet of the Apes (incl 3D)	11-Jul	7	90	Times Media	USA	Sci-fi/Action	R 9 357 570
Third Person	11-Jul	7	24	Crystal Brook	BELG/GER/UK/USA	Drama/Romance	R 773 457
Earth to Echo	11-Jul	2	27	Times Media	USA	Adventure	R 358 707
Sunlight Jr.	11-Jul	1	11	Ster Kinekor	USA	Drama	R 57 182
Bad Neighbours	18-Jul	9	54	UIP	USA	Comedy	R 6 074 798
Deliver us from Evil	18-Jul	5	1	Ster Kinekor	USA	Horror	R 1 133 898
Life of a King	18-Jul	2	27	Crystal Brook	USA	Drama	R 269 924
Charlie Countryman	18-Jul	2	23	Ster Kinekor	ROM/USA	Drama	R 114 952
Step Up: All in One (incl 3D)	25-Jul	12	107	Times Media	USA	Music/Drama	R 16 702 539
Think Like a Man Too	25-Jul	14	67	Ster Kinekor	USA	Comedy	R 14 794 796
Le Weekend	25-Jul	8	7	Ster Kinekor	FRA/UK	Romance	R 773 568
Cold Harbour	25-Jul	3	18	UIP	SA	Thriller	R 132 076
Guardians of the Galaxy (incl 3D)	01-Aug	11	109	Ster Kinekor	UK/USA	Action/Adventure	R 16 397 520
Wish I was Here	01-Aug	14	4	UIP	USA	Comedy/Drama	R 274 495
Mr. Pip	01-Aug	2	16	Ster Kinekor	NZL	Drama	R 257 997
Hercules (incl 3D)	08-Aug	8	87	UIP	USA	Action/Adventure	R 8 835 634
Chef	08-Aug	6	42	Ster Kinekor	USA	Comedy	R 1 819 661
Alles Wat Mal Is	08-Aug	2	33	Times Media	SA	Comedy	R 363 333
Behaving Badly	08-Aug	3	26	Crystal Brook	USA	Comedy	R 308 828
Adult World	08-Aug	2	12	Ster Kinekor	USA	Comedy	R 132 522
The Expendables 3	15-Aug	8	80	Crystal Brook	FRA/USA	Action	R 4 757 186
Between Friends: Ithala	15-Aug	8	39	Indigenous	SA	Comedy/Drama/Romance	R 899 382
Jersey Boys	15-Aug	2	19	Times Media	USA	Biography/Musical	R 211 482
Frozen (Sing-Along)	15-Aug	4	3	Ster Kinekor	USA	Animation	R 161 002
Venus in Fur	15-Aug	2	6	Times Media	FRA/POL	Drama	R 95 362
The Hundred-Foot Journey	22-Aug	11	47	Times Media	IND/UAE/USA	Drama	R 4 492 733
Sex Tape	22-Aug	8	49	Ster Kinekor	USA	Comedy	R 4 484 393
Sin City 2: A Dame to Kill For	22-Aug	3	70	Crystal Brook	RUSSIA/USA	Crime	R 1 048 131
The Purge: Anarchy	22-Aug	R 6	R 30	UIP	FRA/USA	Thriller	R 472 481
The Rover	22-Aug	1	20	Ster Kinekor	AUS/USA	Drama	R 65 429
Lucy	29-Aug	12	84	UIP	FRA	Sci-fi/Action	R 15 918 678
Tammy	29-Aug	5	59	Times Media	USA	Comedy	R 3 173 915
Hard to Get	29-Aug	17	36	Ster Kinekor	SA	Action/Romance	R 1 714 862
Die Spook Van Uniondale	29-Aug	3	41	Ster Kinekor	SA	Romance	R 1 495 744
Lovelace	29-Aug	1	6	Times Media	USA	Drama	R 31 603
Into the Storm	05-Sep	4	64	Times Media	USA	Thriller	R 2 166 501
Boyhood	05-Sep	12	5	UIP	USA	Drama	R 702 508
Mom's Night Out	05-Sep	8	5	Ster Kinekor	USA	Comedy	R 576 492
As Above/So Below	05-Sep	2	17	UIP	USA	Thriller	R 191 303
Let's be Cops	12-Sep	8	31	Times Media	USA	Comedy	R 3 318 201
Begin Again	12-Sep	6	48	Black Sheep	USA	Comedy	R 2 023 101
The Giver	12-Sep	3	61	Ster Kinekor	USA	Drama/Sci-fi	R 1 557 336
Before I go to Sleep	12-Sep	5	42	Crystal Brook	FRA/SWE/UK/USA	Thriller	R 829 878
Suurlemoen	12-Sep	2	42	Times Media	SA	Drama	R 362 705

And so it Goes	19-Sep	4	34	Times Media	USA	Comedy/Drama	R 2 166 501
If I Stay	19-Sep	5	45	Times Media	USA	Drama	R 2 069 694
Million Dollar Arm	19-Sep	2	31	Ster Kinekor	USA	Sports Drama	R 564 471
Drive Hard	19-Sep	1	36	Ster Kinekor	CAN	Action/Comedy/Crime	R 167 808
The Maze Runner	26-Sep	9	53	Times Media	CAN/UK/USA	Sci-fi/Thriller	R 9 045 254
Planes: Fire & Rescue (incl 3D)	26-Sep	7	103	Ster Kinekor	USA	Animation	R 9 030 524
The Equalizer	26-Sep	12	72	Ster Kinekor	USA	Thriller	R 9 030 524
Good People	26-Sep	4	44	Crystal Brook	USA	Thriller	R 601 968
The Great Beauty	26-Sep	9	5	UIP	FRA/ITA	Comedy/Drama	R 406 175
Sunshine on Leith	26-Sep	3	13	Ster Kinekor	UK	Musical	R 263 020
Dracula Untold	03-Oct	11	75	UIP	USA	Action/Horror	R 6 835 707
Dolphin Tale 2	03-Oct	8	66	Times Media	USA	Family/Drama	R 6 425 750
The November man	03-Oct	3	44	Times Media	USA	Action	R 1 184 093
Gone Gril	10-Oct	9	60	Times Media	USA	Thriller	R 8 256 840
The City of Violence	10-Oct	6	38	UIP	SA/FRA	Drama	R 407 212
Automata	10-Oct	2	12	Crystal Brook	BULG/SPAIN	Sci-fi/Thriller	R 92 267
Teenage Mutant Ninja Turtles (incl 3D)	17-Oct	12	88	UIP	USA	Action/Adventure	R 13 264 703
This is Where I Leave You	17-Oct	4	33	Times Media	USA	Comedy	R 1 329 864
Snowpiercer	17-Oct	2	19	Ster Kinekor	CZECH/SK	Sci-fi/Action	R 237 117
100 Year Old Man Who Climbed Out of the Window	17-Oct	6	5	Black Sheep	SWEDEN	Adventure	R 231 433
Instructions Not Included	17-Oct	1	5	Ster Kinekor	MEXICO	Drama	R 14 704
Annabelle	24-Oct	6	16	Times Media	USA	Horror	R 1 744 611
Brick Mansions	24-Oct	8	61	Black Sheep	CAN/FRA	Action	R 1 707 450
Magic in the Moonlight	24-Oct	7	19	Ster Kinekor	UK/USA	Comedy/Drama	R 1 063 589
A Most Wanted Man	24-Oct	3	31	Ster Kinekor	GER/UK/USA	Thriller	R 689 357
The Immigrant	24-Oct	10	10	UIP	USA	Drama	R 330 452
Eliza Graves	24-Oct	2	29	Crystal Brook	USA	Thriller	R 251 859
204-Getting Away with Murder	24-Oct	1	14	Times Media	SA	Documentary	R 141 799
Alexander & the Terrible, Horrible, No Good, Very Bad Day	31-Oct	9	41	Ster Kinekor	USA	Comedy/Family	R 5 163 303
A Walk Among the Tombstones	31-Oct	5	47	Times Media	USA	Drama	R 3 102 891
Postman Pat (incl 3D)	31-Oct	5	34	Black Sheep	UK	Animation	R 754 454
Oculus	31-Oct	3	22	Ster Kinekor	USA	Horror	R 420 669
Horns	31-Oct	2	29	Crystal Brook	CAN/USA	Fantasy/Drama	R 202 300
Fed Up	31-Oct	2	4	Ster Kinekor	USA	Documentary	R 82 523
The Hobbit: The Battle of the Five Armies (incl 3D & Imax)*	05-Nov	8	111	Times Media	NZ/USA	Adventure	R 25 209 645
Interstellar (incl 3D)	07-Nov	6	90	Times Media	USA	Adventure/Sci-fi	R 7 187 136
The Prince	07-Nov	6	30	Crystal Brook	UK/USA	Action	R 1 055 234
What If (2014)	07-Nov	3	26	Black Sheep	CAN/IRE	Romance	R 326 832
The Good Lie	07-Nov	2	15	Times Media	IND/KEN/USA	Drama	R 296 127
Blood Ties	07-Nov	2	12	UIP	FRA/USA	Crime	R 97 471
Dumb & Dumber To	14-Nov	9	81	Crystal Brook	USA	Comedy	R 7 694 940
Tarzan (incl 3D)	14-Nov	3	75	Times Media	GER	Animation	R 1 658 319
Laggies	14-Nov	2	29	Ster Kinekor	USA	Comedy/Romance	R 442 270
When the Game Stands Tall	14-Nov	2	10	Ster Kinekor	USA	Sports Drama	R 116 542
The Signal	14-Nov	2	10	Ster Kinekor	USA	Sci-fi/Thriller	R 93 999
Hunger Games: Mockingjay - Part 1	21-Nov	9	98	Times Media	USA	Action/Adventure	R 18 795 570
No Good Deed	21-Nov	10	16	Ster Kinekor	USA	Crime/Thriller	R 2 847 830
The Grand Seduction	21-Nov	7	18	Black Sheep	CAN	Comedy	R 372 245
God Help the Girl	21-Nov	1	10	Ster Kinekor	UK	Drama	R 39 531
Horrible Bosses 2	28-Nov	7	91	Times Media	USA	Comedy	R 8 438 494
Leading Lady	28-Nov	6	65	Ster Kinekor	SA/UK	Comedy/Drama/Romance	R 7 567 630
Spud 3: Learning to Fly	28-Nov	4	53	Times Media	SA	Comedy	R 3 788 281
The Boxtrolls (incl 3D)	28-Nov	5	41	UIP	USA	Animation	R 1 252 847
The Longest Week	28-Nov	5	11	Ster Kinekor	USA	Comedy/Drama	R 422 423
The Skeleton Twins	28-Nov	3	5	Ster Kinekor	USA	Drama	R 164 651
Penguins of Madagascar (incl 3D)	05-Dec	5	122	Times Media	USA	Animation	R 15 708 154
My Old Lady	05-Dec	6	8	Times Media	FRA/UK/USA	Comedy/Drama	R 901 878
Left Behind	05-Dec	1	13	Times Media	CAN	Thriller	R 163 464
Walking on Sunshine	12-Dec	2	65	Ster Kinekor	UK	Musical	R 1 434 963
Love, Rossie	12-Dec	2	37	Times Media	GER/UK	Comedy/Romance	R 1 143 704
Love is Strange	12-Dec	4	5	Black Sheep	BRA//FRA/GRE/USA	Drama	R 172 683
Night at the Museum 3*	19-Dec	7	96	Times Media	USA	Adventure	R 14 842 169
John Wick	19-Dec	6	86	Ster Kinekor	CAN/CHINA/USA	Action	R 9 093 179
Jessabelle	19-Dec	3	16	Times Media	USA	Horror	R 816 084
Mr. Turner	19-Dec	3	10	Ster Kinekor	FRA/GER/UK	Drama	R 483 999
Big Hero 6 (incl 3D)*	26-Dec	6	117	Ster Kinekor	USA	Animation	R 17 791 431
Exodus: Gods & Kings (Incl 3D)*	26-Dec	6	98	Times Media	USA	Drama	R 14 606 559
Knysna*	26-Dec	6	58	Ster Kinekor	SA	Comedy	R 4 893 911
The Best of Me*	26-Dec	6	37	Times Media	USA	Romance	R 4 729 261



national film and video foundation
SOUTH AFRICA

an agency of the
Department of Arts and Culture

Statistical Contact details

This release was prepared by Economic Analyst: Zilungile Tunzi, and edited by Head of Policy and Research: Aifheli Makhwanya.

Contact Details

Physical Address 2nd Floor, 87 Central Street, Houghton, 2198, South Africa

Postal Address Private Bag X04, Northlands, 2116, South Africa

Tel: +27 11 483 0880 Fax: +27 11 483 0881

Email: info@nfvf.co.za Website: www.nfvf.co.za

© National Film and Video Foundation 2014 Disclaimer

The National Film and Video Foundation has produced this box office analysis for the purposes of providing industry practitioners with performance of South African films at box office. This analysis is not presented as definitive advice to be relied upon, nor should it be printed or disseminated in other forms without NFVF's written consent.