



national film and video foundation
SOUTH AFRICA

an agency of the
Department of Arts and Culture

Annual Box Office Report 2012

1. Introduction.....	3
2. Findings.....	4
3. Conclusion.....	15
Appendix	16

Figure 1: Local Box Office Revenue	4
Figure 2: Total Revenue, Local vs International	5
Figure 3: Box Office Gross by distributor	5
Figure 4: Market share for local productions.	6
Figure 5: Box office earnings by local films	7
Figure 6: Total Number of prints for local films	7
Figure 7: Box Office Revenue by distributor	8
Figure 8: No. of releases per genre.	9
Figure 10: Number of releases per genre for SA films.....	10
Figure 11: % of revenue per genre for local films.	11
Figure 12: Country of origin.....	12
Figure 13: Number of releases per month.....	13

Table 1: Top 20 films for 2012.....	14
-------------------------------------	----

1. Introduction.

The National Film and Video Foundation release the final and consolidated instalment of the box office report for 2012. The report produced annually looks at all the films that are theatrically released in the country over the past year, reporting on how specific genres performed, regions which the films came from and also how specific distributors performed. From the report the following can be deduced:

The year under review reveals an increased box office entirely and also on the local front. SA films clinged to an 11% of the box office share, moving from 5% in the previous year and repeating the 2010 results. For 2011 about R691 million in revenue was accrued from the box office while about R784 million in revenue was reported in 2012. Local films made about R31 million in 2011, and in 2012 the figure increased to a total above R82 Million with one film raking in R25 million alone.

A total of R 784 690 082 was generated from the South African box office in 2012. The revenue was generated from the 185 films that were released on the local cinemas originating from different countries across the globe. Of the 185 films releases 19 of them were SA productions, a figure that declined from 22 in 2011. All the SA produced films made a combined gross of R 82 661 462 with Mad Buddies, a Leon Schuster comedy raking in more than R25 million of local films revenue.

The United States of America (USA) continued to overshadow other countries in terms of the number of films released. The majority of the films released, 112 originated from the USA while SA had a total of 19 films and 4 of those were co-productions with other countries.

The four major distributors continue to battle it at the box office securing releases with Nu metro and Ster Kinekor continuing with their domination of the box office market share, their domination was closely contested with 1% separating them and Nu Metro came out on top of the ranking with 40% market share. The remaining 2 slot were left for United International Pictures (UIP) and Indigenous Film Distributors (IFD) to contest with UIP flexing its muscle by grabbing 17% of the market share and leaving IFD with only 3%.

South African films goers enjoyed a variety of, action packed and laughter driven released across a total of 78 genres including 3D, with 2 genres dominating the markets mainly drama and comedy. A similar trend was picked from the SA produced films where both comedy and drama dominated the market.

2. Findings

After a huge success of local films released in 2010 which generated R83 million of gross revenues, the 2011 results showed a massive decline by -56%. However, that spiraled up tremendously in 2012 by 126%, even though the number of films has been on a downward trend from 23 films in 2010 to 19 films in 2012. We expect a positive impact in box office spending for the year 2013 benefiting from co-production and a pickup in local films produced as well as increased support for local films.

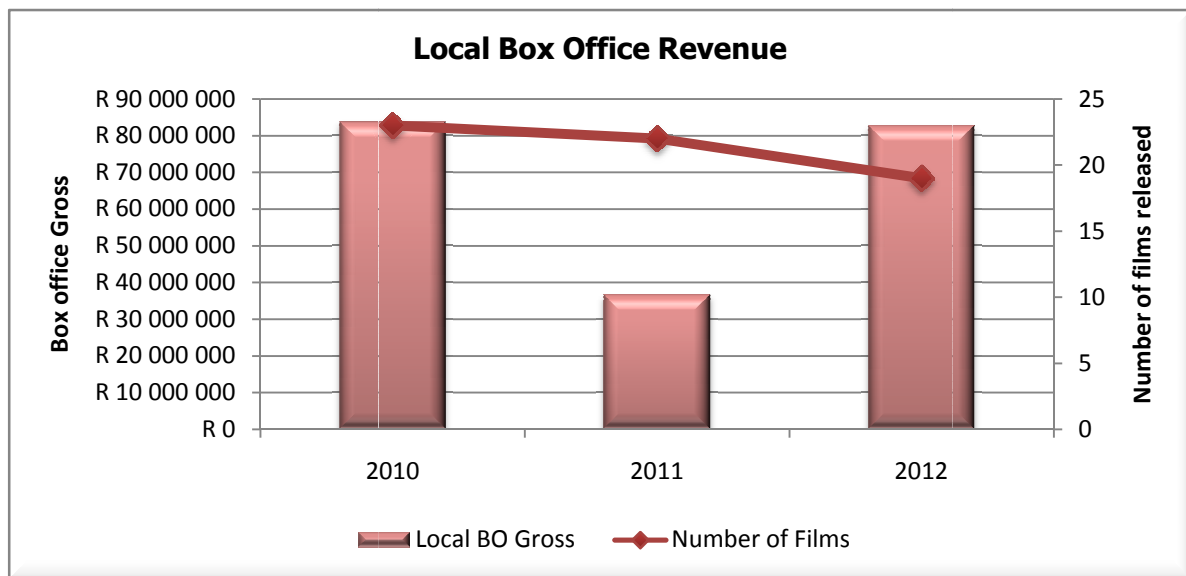


Figure 1: Local Box Office Revenue

South Africa's overall performance in box office is improving. Revenues generated in year 2012 have improved from R31 million to R82 million contributing 11% to the overall box office gross. Local films are getting better each year trying to attract as many audiences as possible. There has been progressive growth in box office spending on local productions (based on?).

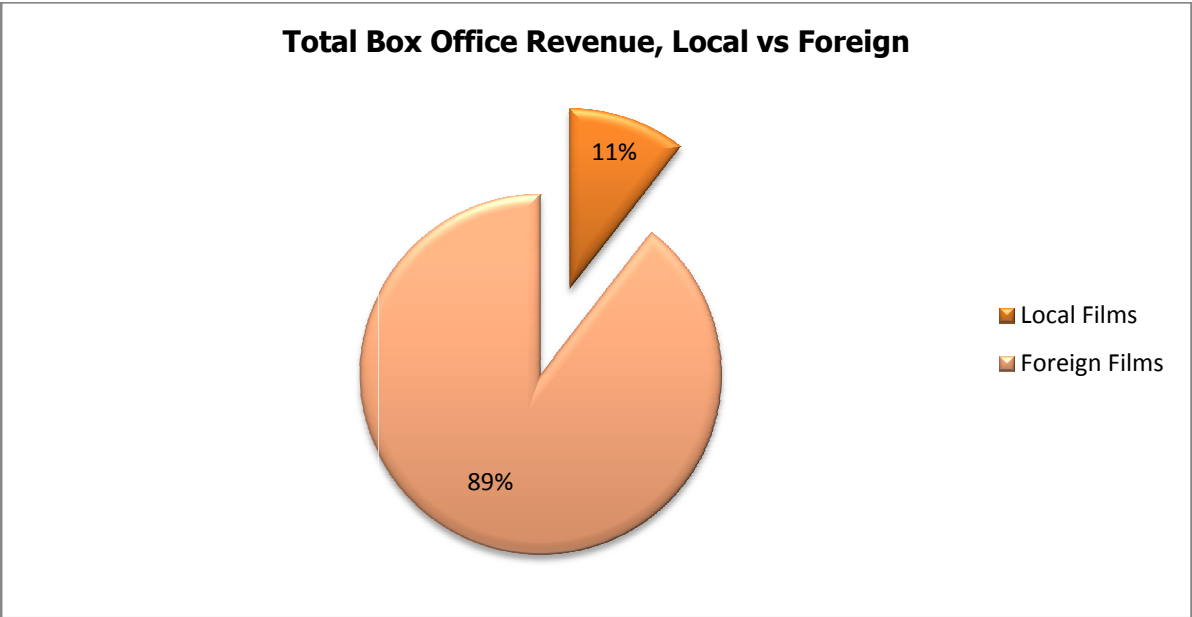


Figure 2: Total Revenue, Local vs International

The South African distribution market is contested by four major players namely; Nu Metro Distribution, Ster-Kernikor Distribution, Indigenous Film Distributors and United International Pictures. From revenues generated by each distributor Nu Metro and Ster Kinekor have a duopoly of the market with difference of 1% between them. Ster-Kernikor had the highest share of 38%, while Nu Metro slightly following at 37%, UIP and IFD took market share of 23% and 2% respectively.

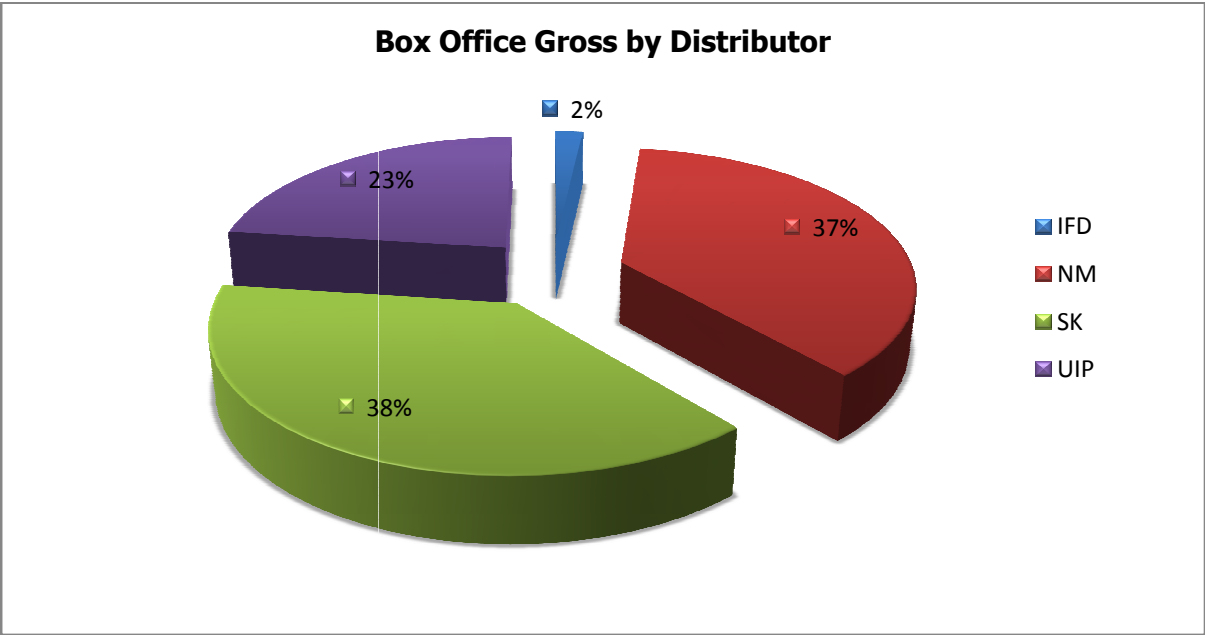


Figure 3: Box Office Gross by distributor

The number of local films released by each distributor was quite even, with IFD (5), NM (6), SK (5) and UIP (3). From the total of 19 films released for the year under review Ster-Kinekor had the highest earnings from local productions of R37.6 million accounting for 45% of the market share. This peak was enhanced by the release of *Mad buddies* the highest grossing local film making R25.2 million in gross revenue on its own. Nu Metro was outclassed by UIP taking 24% of the local market share while IFD held the remaining 14% of market share for local films.

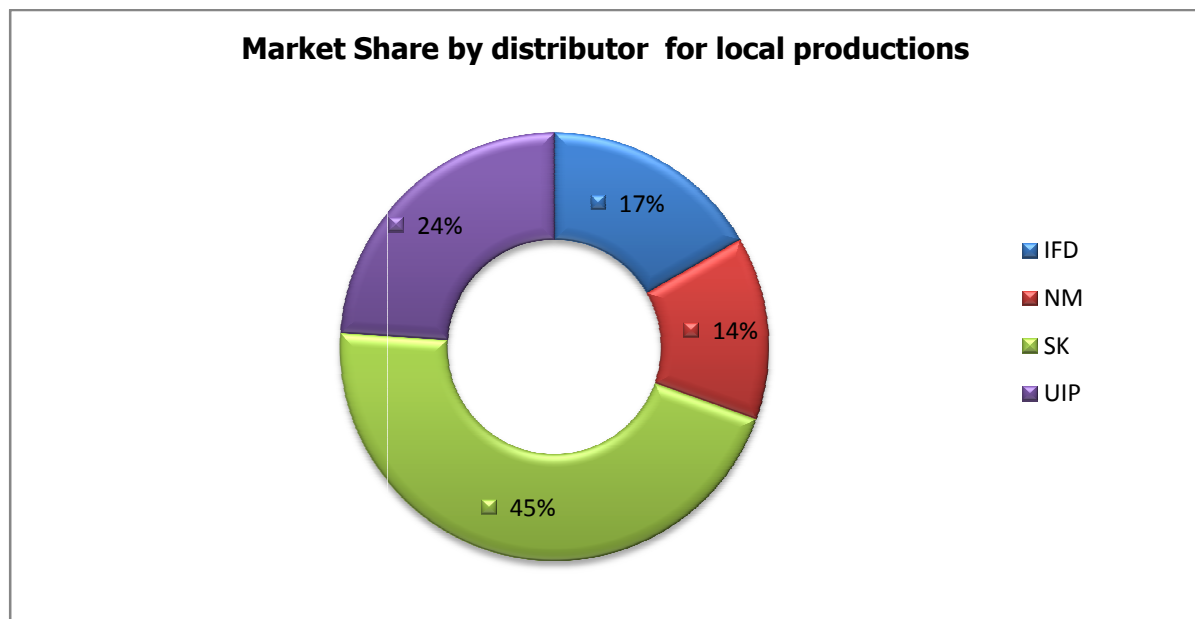


Figure 4: Market share for local productions.

The box office spending on local productions was not bad in the current year 2012 compared to previous year 2011. The top 5 grossing South African Films were *Mad Buddies*, *Safe House*, *Semi-soet*, *Zambezia* and *Material*. The highest grossing film was *Mad Buddies* with R25.2 million gross, and the lowest performing film was *Zama-Zama* which only appeared for one week with 18 prints grossed at R41k. *Zambezia* a 3D animated film, earned more than R8 million locally and travelled to other regions such as Latin America and the Middle East. In South Korea the film has earned about R25 million and in Poland *Zambezia* has grossed more than *Wreck-It-Ralph*. This goes to show that South African films have the potential to grow even better and are appreciated all over the world.

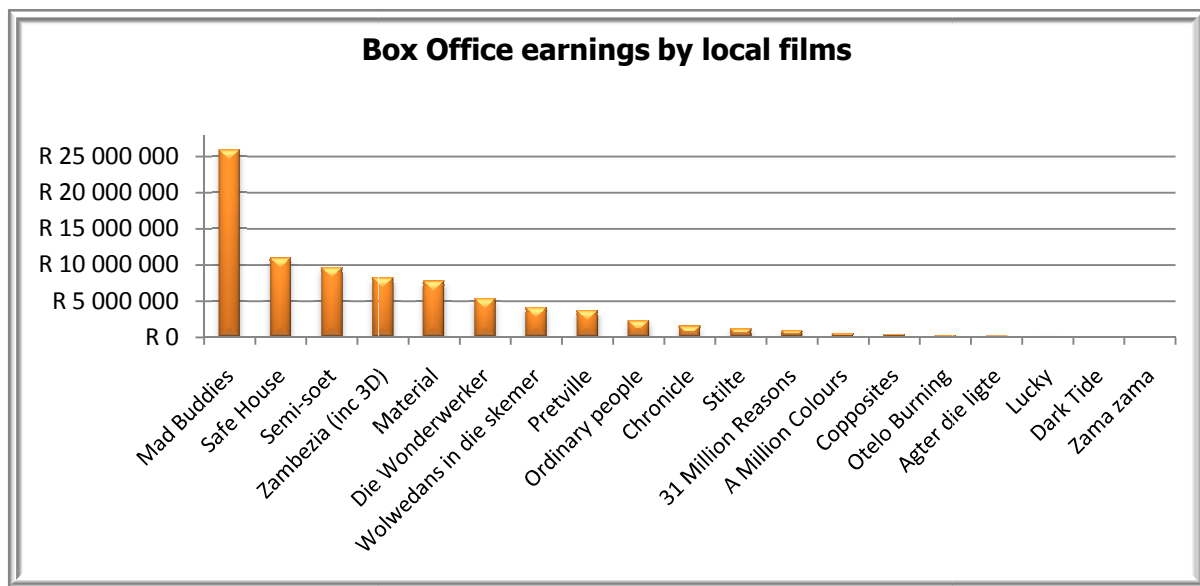


Figure 5: Box office earnings by local films

Mad buddies, which became the highest grossing South African film for 2012 secured the highest number of prints (91) on release date. This was closely followed by Adventures in *Zambezia* with a total of 86 prints, while *Lucky* was released with the least number of prints (14). Both *Dark Tide* and *Zama Zama* were also released with the lowest number of prints 16 and 18 respectively.

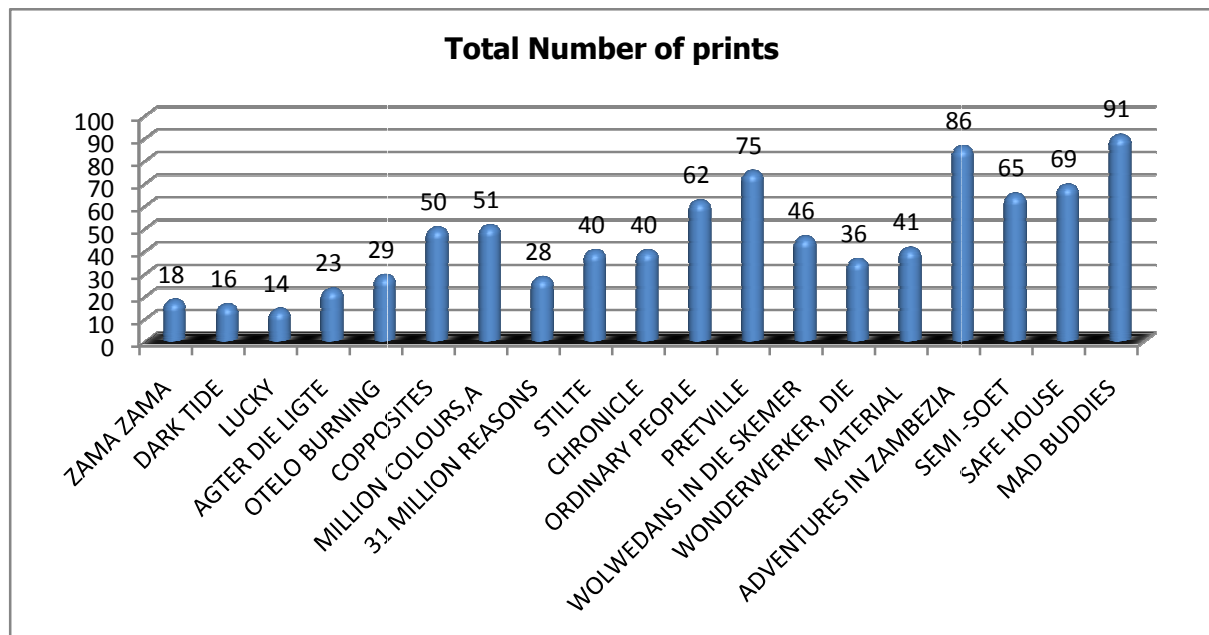


Figure 6: Total Number of prints for local films

Genre is the most influential component in a film and determines the most preferred film by the audience. Cinema on the other hand serves the voice of filmmakers to the movie goers. *Figure 6* above has proved once again that Comedy is the most preferred genre by the movie goers grossing at R74.3 million, Animation/Adventure is the second highest with R58.9 million and Romance followed slightly at R50.3 million.

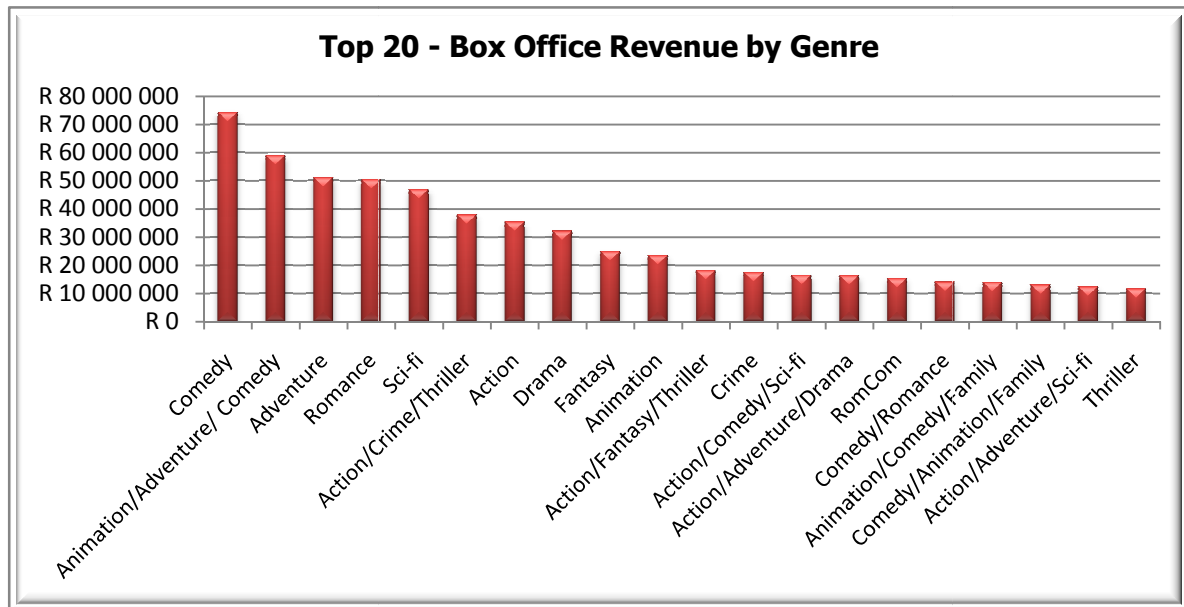


Figure 7: Box Office Revenue by distributor

It is not surprising that the comedy became the highest grossing genre for 2012 as it was the most popular genre for 2012, after securing 21 respectively. It was closely followed by drama with 19 releases, however drama was eclipsed for box office revenue by the animation/adventure which has secured 7 releases. Occupying the 4th spot in terms of revenue was the comedy/drama genre with only 8 releases while all the other genres were teetering at less than 5 genres.

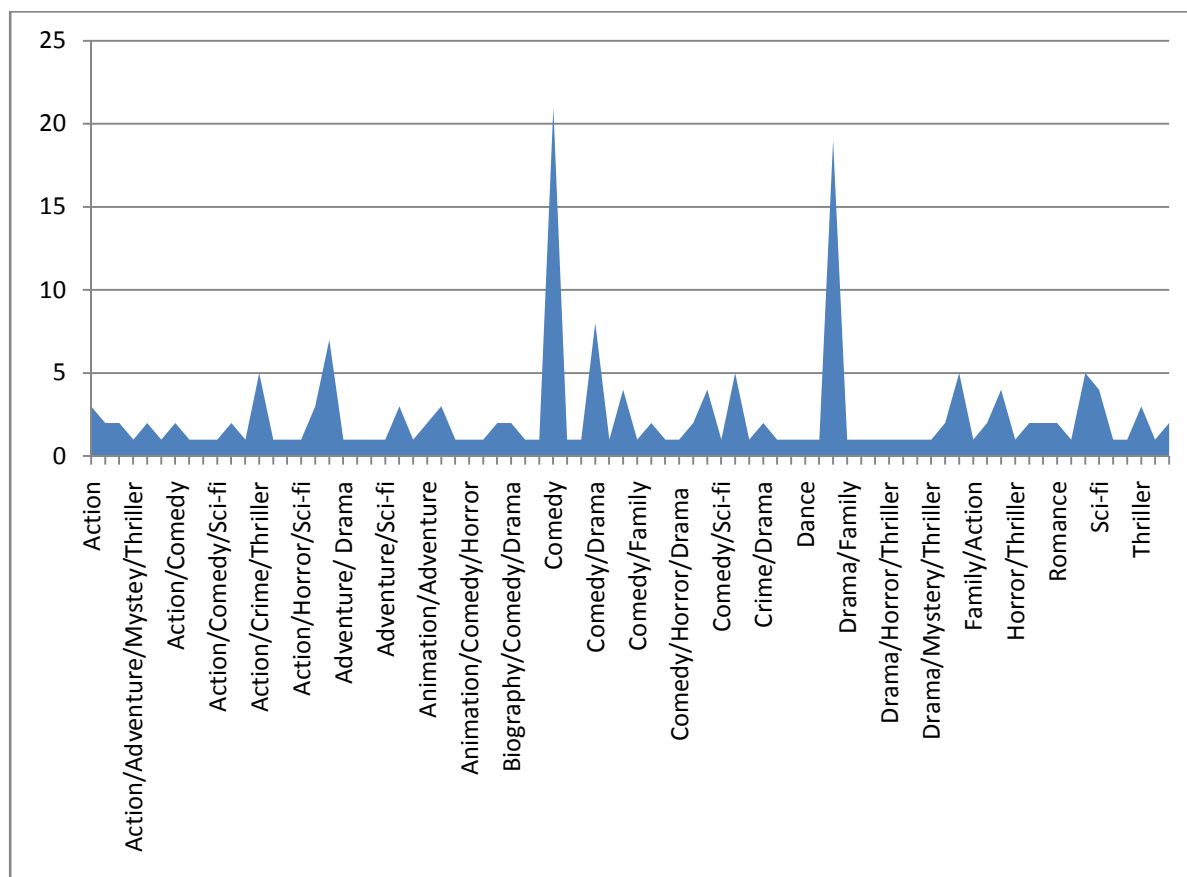


Figure 89: No. of releases per genre.

From the 19 South African films released, drama secured a high number of releases, with a total of 6 films, with comedy coming close with 3 films and both crime and musicals secured 2 releases each. Other genres such as Animation, action and romance had one release.

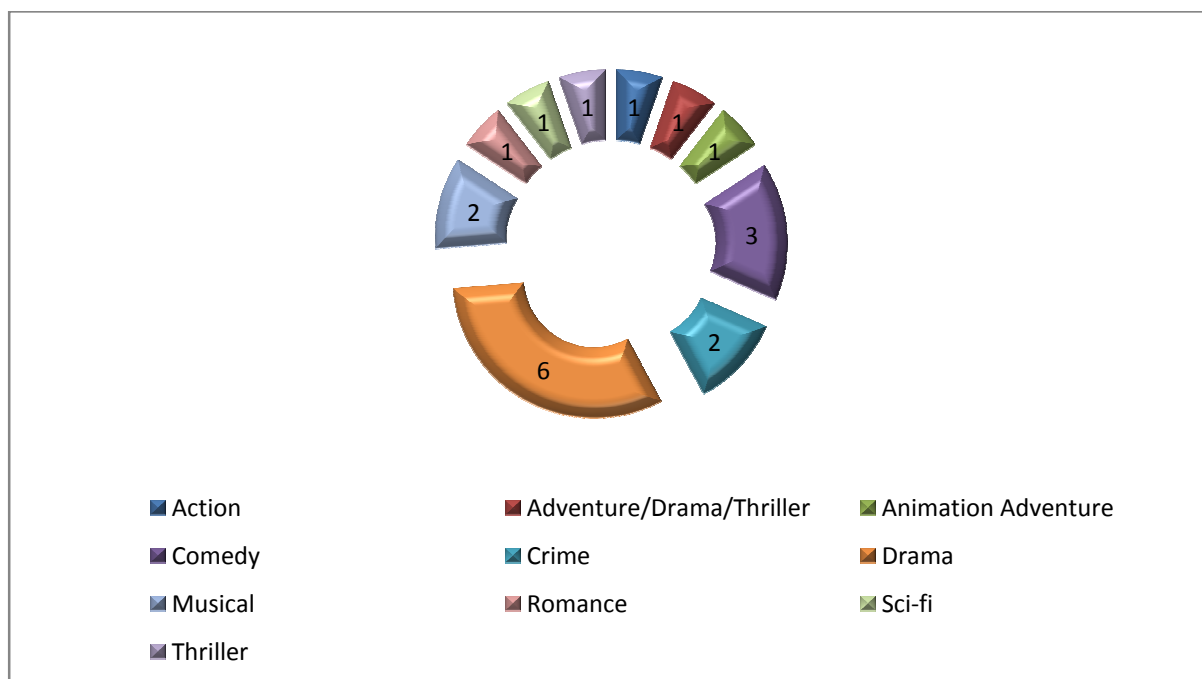


Figure 10: Number of releases per genre for SA films.

South Africa had 19 films across various genres battling it out at the box office for the period under review. The films were produced across a total of 10 genres that was lapped by the audience was the comedy with 34% of the revenue accrued, that was closely followed by drama with 23%. Both romance and animation/adventure followed closely with 13% and 11% respectively.

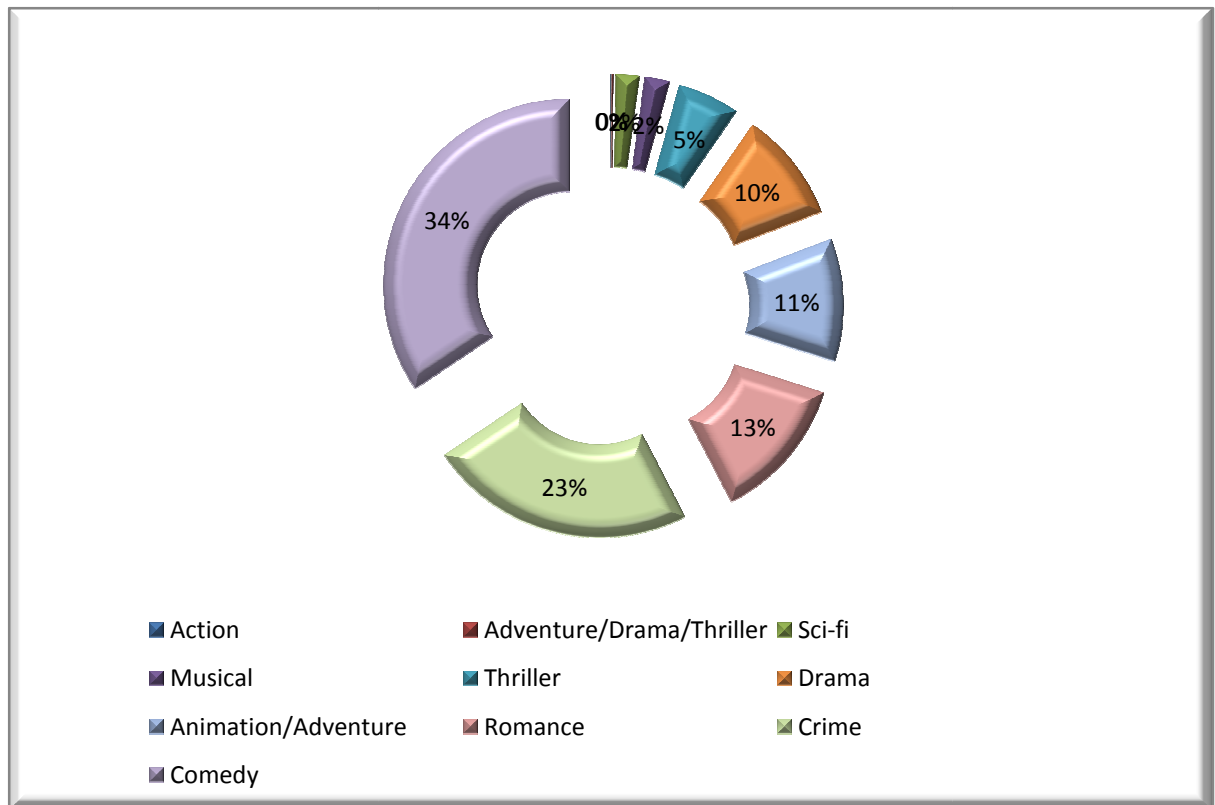


Figure 11: % of revenue per genre for local films.

The United States of America (USA) continues to dominate the South African box office and 2012 was no different. A total of 112 that graced the local cinema, No missinh? films came from the USA, while South Africa only came second however with 15 films originating entirely in SA and a further 4 co-productions with other countries.

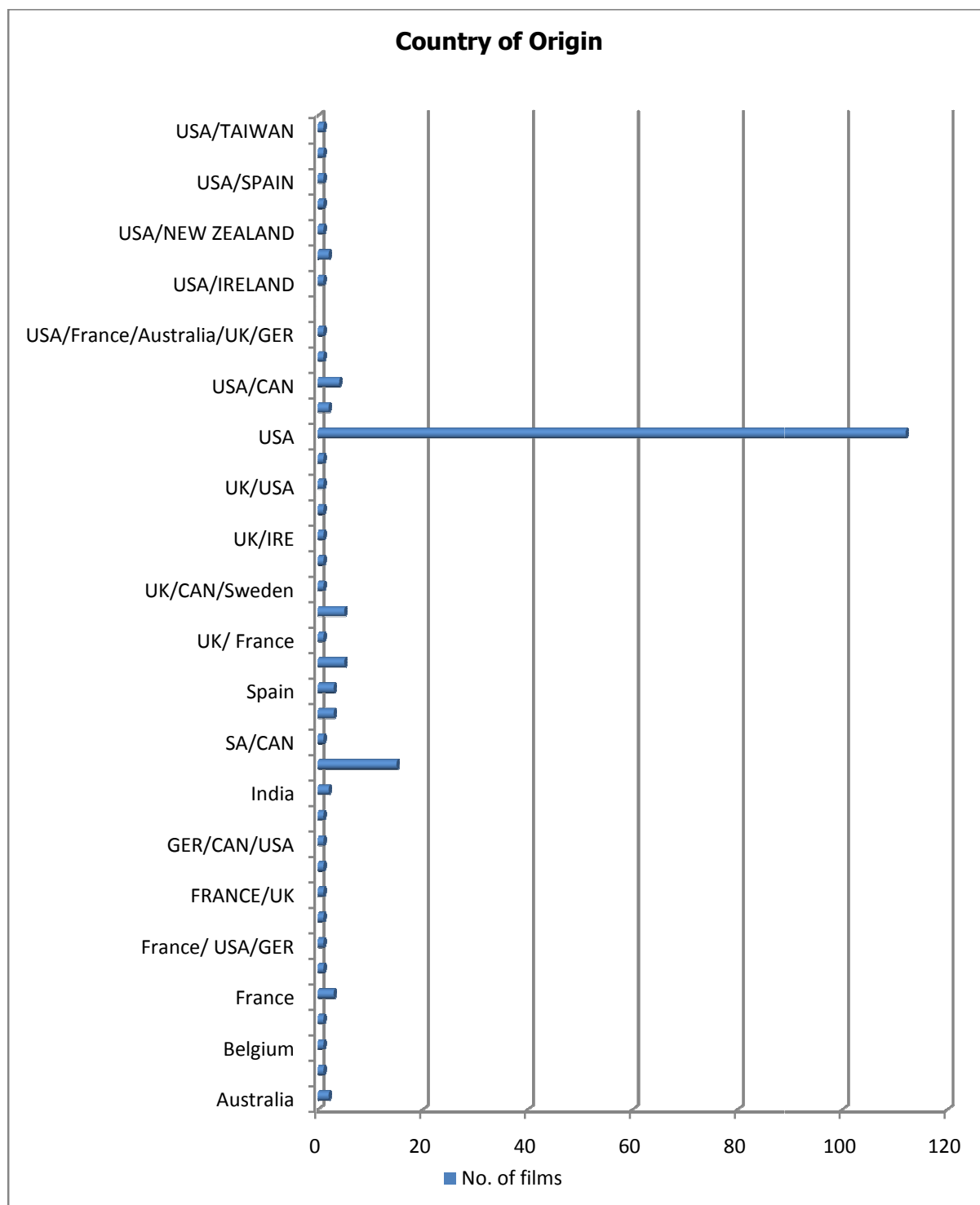


Figure 12: Country of origin.

The month of April saw a total of 20 films released; with only 2 of those films local. February saw the highest number (4) of SA films being released. In March, there was no SA film released on circuit; while both September and October saw the release of 3 films in each month. The total number of films released per month ranged from 12 to 17 except in December and April where a total of 13 and 20 films were released respectively. While from the SA films are released at a rate of 1 film per month except in February, April (2) and September and October (3).

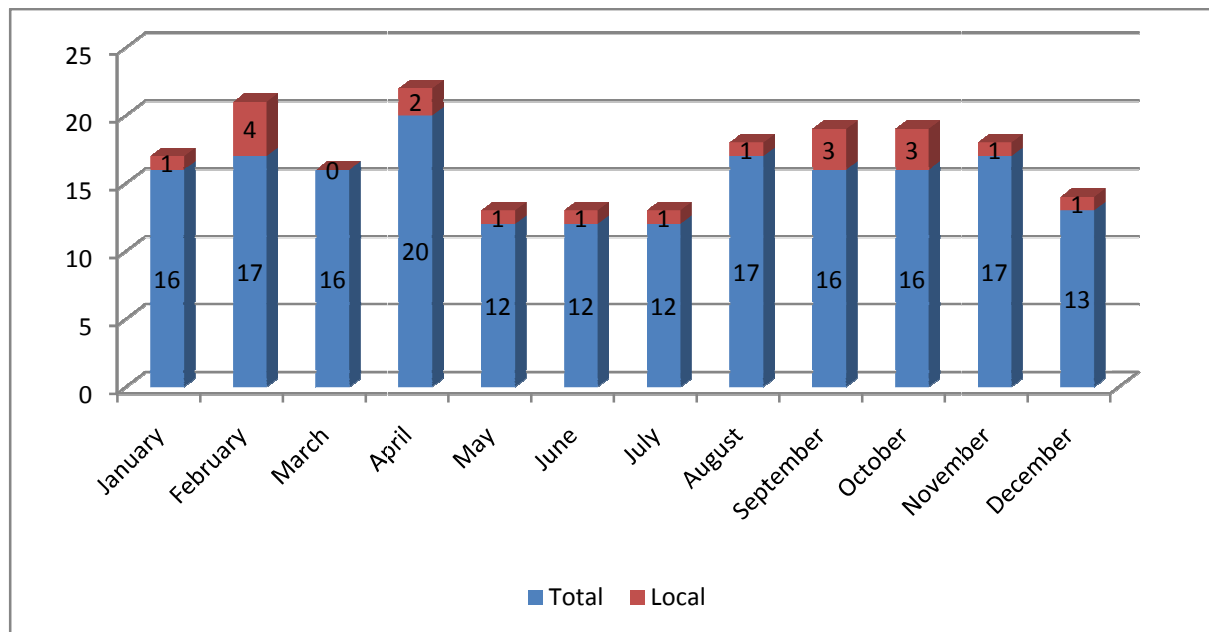


Figure 13: Number of releases per month.

At least 2 SA films made the top 20 list for 2012 *Mad Buddies* and *Safe House* however it was international films that ranked in the most, which is the likes of *Twilight*, *Avengers* and *Skyfall*. The USA continues to dominate the South African box office space.

TITLE	GROSS	DISTRIBUTOR	COUNTRY OF ORIGIN	GENRE
TWILIGHT SAGA : BREAKING DAWN PART 2	R 40 765 618	NM	USA	Romance
AVENGERS,THE (incl 3D)	R 38 077 798	SK	USA	Sci-fi
SKYFALL	R 35 307 033	SK	UK/USA	Action
MADAGASCAR 3(incl 3D)	R 30 661 742	UIP	USA	Animation/Adventure/ Comedy
ICE AGE 4: CONTINENTAL DRIFT (incl 3D)	R 28 267 728	NM	USA	Animation/Adventure/ Comedy
MAD BUDDIES	R 25 886 179	SK	SA	Comedy
LIFE OF PI (incl 3D)	R 21 993 086	NM	USA/TAIWAN	Adventure
TAKEN 2	R 19 994 509	NM	FRANCE	Action/Crime/Thriller
HOBBIT : AN UNEXPECTED JOURNEY	R 19 826 453	NM	USA/NEW ZEALAND	Fantasy
RISE OF THE GUARDIANS,THE (incl 3D)	R 18 631 385	UIP	USA	Animation
AMAZING SPIDER-MAN ,THE (incl 3D)	R 18 103 606	SK	USA	Action/Fantasy/Thriller
MEN IN BLACK 3 (incl 3D)	R 16 487 823	SK	USA/United Arab Emirates	Action/Comedy/Sci-fi
DARK KNIGHT RISES	R 14 536 065	NM	USA/UK	Action/Crime/Thriller
SNOW WHITE & THE HUNTSMAN	R 14 245 577	UIP	USA	Action/Adventure/Drama
HOTEL TRANSYLVANIA (incl 3D)	R 13 947 593	SK	USA	Animation/Comedy/Family
DR SEUSS: THE LORAX (incl 3D)	R 13 010 240	UIP	USA	Comedy/Animation/Family
3D)	R 12 470 777	NM	USA	Adventure
BRAVE (incl 3D)	R 11 105 429	SK	USA	Animation/Action/Adventure
SAFE HOUSE	R 10 932 689	UIP	SA/USA	Crime
JACK REACHER	R 10 696 631	UIP	USA	Crime/Drama

Table 1: Top 20 films for 2012.

3. Conclusion.

The year 2012 was good for South African cinema compared to 2011 with increased overall revenue by 14%. Local productions also performed very well at the box office with an average change in market share by 6%. It was also good to see a South African production doing well in other regions (i.e *Zambezia*, *Otelo Burning* and *Mad Buddies*) a momentum that needs to be kept in order to ensure more revenue streams for local cinema.

South Africa is also gaining popularity as a location for film production and is attracting foreign production to use our location space. *Safehouse* and *Chronicle* are among the hit movies shot in South Africa that did very well in 2012. Thus, South Africa's growing appeal stems from financial support and favourable structure, as well as strong infrastructure. However, a limiting factor in box office spending is a shortage of cinemas serving lower-income communities. The National Film and Video Foundation is looking to support cinema construction in these areas, which should significantly expand the market potential for box office spending.

Major considerations affecting the market in any given year are piracy which will continue to hold down box office spending, the quality of releases and their appeal to consumers, which are factors that cannot be predicted.

TITLE	GROSS	DISTRIBUTOR	COUNTRY OF ORIGIN	GENRE
TWILIGHT SAGA : BREAKING DAWN PART 2	R 40 765 618	NM	USA	Romance
AVENGERS,THE (incl 3D)	R 38 077 798	SK	USA	Sci-fi
SKYFALL	R 35 307 033	SK	UK/USA	Action
MADAGASCAR 3(incl 3D)	R 30 661 742	UIP	USA	Animation/Adventure/Comedy
ICE AGE 4: CONTINENTAL DRIFT (incl 3D)	R 28 267 728	NM	USA	Animation/Adventure/Comedy
MAD BUDDIES	R 25 886 179	SK	SA	Comedy
LIFE OF PI (incl 3D)	R 21 993 086	NM	USA/TAIWAN	Adventure
TAKEN 2	R 19 994 509	NM	FRANCE	Action/Crime/Thriller
HOBBIT : AN UNEXPECTED JOURNEY	R 19 826 453	NM	USA/NEW ZEALAND	Fantasy
RISE OF THE GUARDIANS,THE (incl 3D)	R 18 631 385	UIP	USA	Animation
AMAZING SPIDER-MAN ,THE (incl 3D)	R 18 103 606	SK	USA	Action/Fantasy/Thriller
MEN IN BLACK 3 (incl 3D)	R 16 487 823	SK	USA/United Arab Emirates	Action/Comedy/Sci-fi
DARK KNIGHT RISES	R 14 536 065	NM	USA/UK	Action/Crime/Thriller
SNOW WHITE & THE HUNTSMAN	R 14 245 577	UIP	USA	Action/Adventure/Drama
HOTEL TRANSYLVANIA (incl 3D)	R 13 947 593	SK	USA	Animation/Comedy/Family
DR SEUSS: THE LORAX (incl 3D)	R 13 010 240	UIP	USA	Comedy/Animation/Family
JOURNEY 2 :THE MYSTERIOUS ISLAND (incl 3D)	R 12 470 777	NM	USA	Adventure
BRAVE (incl 3D)	R 11 105 429	SK	USA	Animation/Action/Adventure
SAFE HOUSE	R 10 932 689	UIP	SA/USA	Crime
JACK REACHER	R 10 696 631	UIP	USA	Crime/Drama
THINK LIKE A MAN	R 10 379 565	SK	USA	Comedy/Romance
JACK & JILL	R 10 119 484	SK	USA	Comedy
SEMI -SOET	R 9 611 153	IFD	SA	Romance
BOURNE LEGACY	R 9 333 679	UIP	USA	Action/Adventure/Mystery/Thriller
STEP UP 4 : REVOLUTION (incl 3D)	R 8 673 517	NM	USA	Drama/Music/Romance
THIS MEANS WAR	R 8 512 040	NM	USA	RomCom
ADVENTURES IN ZAMBEZIA (incl 3D)	R 8 189 167	NM	SA	Animation/Adventure
WHAT TO EXPECT WHEN YOU'RE EXPECTING	R 7 860 967	UIP	USA	Comedy/Drama/Romance
MATERIAL	R 7 739 375	UIP	SA	Drama

VOW,THE	R 7 660 393	SK	USA/France /Australia/U K/GER	Drama/Romance
WRATH OF THE TITANS (3D)	R 7 619 286	NM	USA	Adventure/Family/Action
BATTLESHIP	R 7 584 635	UIP	USA	Action/Adventure/Sci-fi
GIRL WITH THE DRAGON TATTOO,THE	R 7 140 838	SK	USA/Swede n/United Kingdom	Thriller
HUNGER GAMES, THE	R 7 009 594	NM	USA	Sci-fi
AMERICAN PIE: REUNION	R 6 706 612	UIP	USA	Comedy
DOLPHIN TALE (incl 3D)	R 6 468 481	NM	USA	Family/Action
UNDERWORLD AWAKENING (incl 3D)	R 6 390 738	SK	USA	Horror
HERE COMES THE BOOM	R 6 073 865	SK	USA	Action/Comedy
DICTATOR,THE	R 6 058 182	UIP	USA	Comedy
PROMETHEUS (incl 3D)	R 6 008 044	NM	USA/UK	Adventure/Sci-fi
BEST EXOTIC MARIGOLD HOTEL, THE	R 5 751 734	NM	UK	Drama
JOHN CARTER (incl 3D)	R 5 742 010	SK	USA	Adventure
MAGIC MIKE	R 5 612 660	SK	USA	Biography/Comedy/Dram a
21 JUMP STREET	R 5 539 667	SK	USA	Action/Comedy
PITCH PERFECT	R 5 449 998	UIP	USA	Comedy
WONDERWERKER, DIE	R 5 303 377	SK	SA	Drama
GHOST RIDER 2 (incl 3)	R 5 082 513	NM	USA / United Arab Emirates	Fantasy
TOTAL RECALL	R 4 751 887	SK	USA/CANAD A	Action/Adventure/Sci-fi
SILVER LININGS PLAYBOOK,THE	R 4 702 904	SK	USA	Comedy
WE BOUGHT A ZOO	R 4 694 778	NM	USA	Drama/Family
LUCKY ONE,THE	R 4 126 114	NM	USA	Drama
WOLVEDANS IN DIE SKEMER	R 4 088 144	SK	SA	Thriller
FOOTLOOSE	R 4 036 221	UIP	USA	Dance
TINKERBELL: SECRET OF THE WINGS (3D)	R 3 922 565	SK	USA	Animation/Family/Fantas y
PRETVILLE	R 3 673 080	IFD	SA	Musical
WATCH, THE	R 3 634 186	NM	USA	Comedy/Sci-fi
CONTRABAND	R 3 620 721	UIP	UK/USA/FR A	Crime
GOOD DEEDS	R 3 594 576	SK	USA	RomCom
TITANIC (3D)	R 3 567 818	NM	USA	Action/Adventure
RESIDENT EVIL: RETRIBUTION (incl 3D)	R 3 473 005	SK	GER/CAN/U SA	Action/Horror/Sci-fi
SAFE	R 3 446 129	SK	USA/Singap ore/Malaysi a/Indonesia	Action/Crime/Thriller

DESCENDANTS,THE	R 3 441 503	NM	USA	Comedy
HUGO CABRET (incl 3D)	R 3 439 913	UIP	USA	Adventure
IRON LADY,THE	R 3 420 995	NM	UK/ France	Biography
HUGO (incl 3D)	R 3 085 995	UIP	USA	Adventure
MIRROR MIRROR	R 3 053 493	NM	USA	Comedy/Adventure
HOPE SPRINGS	R 2 959 312	NM	USA	Comedy/Drama
PIRATES! BAND OF MISFITS (incl 3D)	R 2 893 730	SK	UK/ USA	Adventure
SAMMY'S ADVENTURES 2 (incl 3D)	R 2 843 812	UIP	BELGIUM	Animation/Adventure
THAT'S MY BOY	R 2 795 956	SK	USA	Comedy
DARK SHADOWS	R 2 783 122	NM	USA	Comedy/Fantasy
LOOPER	R 2 495 446	SK	USA/CHINA	Sci-fi/Action
PARANORMAN (incl 3 D)	R 2 485 932	UIP	USA	Animation
FINDING NEMO (3D)	R 2 330 871	SK	AUS/USA	Animation
ORDINARY PEOPLE	R 2 277 200	SK	SA	Drama
LOL	R 2 206 859	SK	USA	Thriller/Action/Sci-fi
DIARY OF A WIMPY KID: DOG DAYS	R 2 176 275	NM	USA	Comedy/Family
ABRAHAM LINCOLN : VAMPIRE HUNTER (incl 3D)	R 2 166 530	NM	USA	Action/Fantasy/Horror
PREMIUM RUSH	R 2 117 248	SK	USA	Action/Thriller
FIVE YEAR ENGAGEMENT	R 2 112 457	UIP	USA	Comedy/Romance
ALEX CROSS	R 2 098 793	NM	USA	Action/Crime/Mystery
GREY,THE	R 2 058 362	SK	USA	Action/Adventure/Drama
ROCK OF AGES	R 1 937 130	NM	USA	Comedy/Drama/Musical
MACHINE GUN PREACHER	R 1 846 782	NM	USA	Crime
MONSTER IN PARIS (incl 3D)	R 1 759 287	NM	FRANCE	Animation/Adventure/Co medy
HIT & RUN	R 1 749 024	NM	USA	Action/Comedy/Romance
FUN SIZE	R 1 674 563	UIP	USA	Comedy
STAR WARS EPISODE 1 : PHANTOM MENACE (incl 3D)	R 1 578 040	NM	USA	Action/Adventure
PROJECT X	R 1 556 905	NM	USA	Comedy
SEEKING JUSTICE	R 1 544 635	SK	USA	Action/Drama/Thriller
CHRONICLE	R 1 536 600	NM	SA/USA	Sci-fi
ARTIST,THE	R 1 536 567	SK	France/Belgi um	RomCom
GREY,THE	R 1 518 378	SK	USA	Adventure
SAVAGES	R 1 511 811	UIP	USA	Crime/Drama/Thriller
DARKEST HOUR (incl 3D)	R 510 966	NM	USA	Sci-fi/Action/Horror
CAMPAIGN,THE	R 1 465 471	SK	USA	Comedy
COLD LIGHT OF DAY,THE	R 1 450 588	NM	USA/SPAIN	Action/Thriller
WAR HORSE	R 1 429 373	SK	USA	Drama
PARANORMAL ACTIVITY 4	R 1 415 573	UIP	USA	Horror
COURAGEOUS	R 1 344 752	SK	USA	Drama
FRIENDS WITH KIDS	R 1 324 079	SK	USA	Comedy

MY WEEK WITH MARILYN	R 1 313 333	SK	UK/ USA	Biography/drama
TO ROME WITH LOVE	R 1 246 807	SK	USA/SPAIN/ ITALY	Comedy/Romance
ONE FOR THE MONEY	R 1 156 925	NM	USA	Action/Comedy/Crime
LITTLE BIT OF HEAVEN,A	R 1 146 895	NM	USA	RomCom
STILTE	R 1 139 964	UIP	SA	Drama
MARGIN CALL	R 1 092 930	SK	USA	Drama/Thriller
TED	R 1 089 181	UIP	USA	Comedy/Fantasy
BIG YEAR,THE	R 1 036 651	NM	USA	Comedy
DEVIL INSIDE	R 956 227	UIP	USA	Horror
MUPPET MOVIE,THE	R 954 819	SK	UK/ USA	Comedy/Musical
SPARKLE	R 927 129	SK	USA	Drama/Music
FREELANCERS	R 880 971	SK	USA	Action/Crime/Drama
31 MILLION REASONS	R 874 644	NM	SA	Crime
YOUNG ADULT	R 873 434	UIP	USA	Comedy/Drama
FRANKENWEENIE (incl 3D)	R 799 704	SK	USA	Animation/Comedy/Horr or
PIRANHA 3DD (incl 3D)	R 742 944	SK	USA	Comedy/Horror/Drama
END OF WATCH	R 739 748	NM	USA	Crime/Drama
MOONRISE KINGDOM	R 735 966	SK	USA	Comedy/Drama/Romanc e
MAN ON A LEDGE	R 669 798	NM	USA	Thriller/ Crime/ Action
RAVEN,THE	R 662 943	SK	USA/Hungar y/Spain	Mystery/Thriller
TALAASH	R 649 339	NM	INDIA	Crime/Drama/Mystery
DARLING COMPANION	R 637 791	SK	USA	Drama
HAYWIRE	R 607 228	NM	USA/IRELAN D	Action/Thriller
GONE	R 573 910	NM	USA	Drama/Mystery/Thriller
YOUNG ADULT	R 567 137	UIP	USA	Comedy
POSSESSION	R 566 162	NM	USA/CAN	Horror/Thriller
JOYFUL NOISE	R 553 394	NM	USA	Comedy/Musical
TINKER,TAILOR,SOLDIER,SPY	R 552 612	NM	France/ USA/GER	Mystery/Thriller
SALMON FISHING IN THE YEMEN	R 548 634	NM	UK	RomCom
HOW I SPENT MY SUMMER (GET THE GRINGO)	R 538 127	NM	USA	Action/Crime/Drama
WOMAN IN BLACK	R 514 943	NM	UK/CAN/Sw eden	Drama/Horror/Thriller
THING,THE	R 451 098	NM	USA/CAN	Drama/Thriller
PEACE, LOVE & MISUNDERSTANDING	R 433 414	SK	USA	Comedy/Drama
MILLION COLOURS,A	R 432 038	NM	SA/CAN	Drama
MASTER,THE	R 421 105	SK	USA	Drama
EXTREMELY LOUD AND INCREDIBLY CLOSE	R 417 912	NM	USA	Adventure/ Drama

HOUSE AT THE END OF THE STREET	R 416 384	SK	USA/CANADA	Thriller
COPPOSITES	R 385 160	NM	SA	Comedy
CATCH .44	R 378 190	SK	USA	Action/Drama/Thriller
THOUSAND WORDS,A	R 374 191	NM	USA	Comedy/Drama
TO ROME WITH LOVE	R 372 179	SK	USA/Italy/Spain	Comedy/Romance
ORANGES,THE	R 355 503	SK	USA	Comedy/Drama
RUBY SPARKS	R 321 924	NM	USA	Comedy/Fantasy/Romance
W.E	R 320 058	NM	UK	Drama/History/Romance
EYE OF THE STORM	R 316 277	SK	AUS	Drama
LOCKOUT	R 313 263	NM	France	Thriller/Action/Sci-fi
HYSTERIA	R 313 143	SK	UK/FRANCE/GERMANY/LUXEMBOURG	Comedy
RUM DIARY	R 302 704	NM	USA	Comedy/Drama/Romance
GIRL IN PROGRESS	R 302 588	SK	USA	Comedy/Drama
OUR IDIOT BROTHER	R 278 072	NM	USA	Comedy
BEING FLYNN	R 271 572	SK	USA	Drama
KATY PERRY (3D)	R 256 823	UIP	USA	Documentary/Music
FLOWERS OF WAR	R 249 442	SK	CHINA/HONG KONG	Drama/History/War
J EDGAR aka HOOVER	R 240 814	NM	USA	Biography
SHAME	R 235 881	NM	USA	Drama
CLOUD ATLAS	R 235 646	SK	GERMANY/USA/HONG KONG/SINGAPORE	Sci-fi
OTELLO BURNING	R 216 470	IFD	SA	Drama
RAMPART	R 213 646	SK	USA	Crime
CELESTE AND JESSE FOREVER	R 196	SK	USA	Comedy/Drama
TAKE SHELTER	R 190 201	SK	USA	Drama/Thriller
ACT OF VALOR	R 178 897	NM	USA	Action/Adventure/Thriller
THREE STOOGES,THE	R 177 269	NM	USA	Comedy
CARNAGE	R 169 886	SK	France/Germany/Poland/Spain	Comedy
BEL AMI	R 169 541	NM	UK/ITALY	Drama
PUNCTURE	R 167 205	SK	USA	Drama
WUTHERING HEIGHTS	R 143 829	SK	UK	Drama/Romance
AGTER DIE LIGTE	R 135 773	IFD	SA	Musical
CHERNOBYL DIARIES	R 122 303	SK	USA	Horror

JEFF WHO LIVES AT HOME	R 118 727	UIP	USA	Comedy
LUCKY	R 117 888	IFD	SA	Comedy
MAGIC OF BELLE ISLE,THE	R 113 605	SK	USA	Comedy/Drama
SEEKING A FRIEND FOR THE END OF THE WORLD	R 102 862	NM	UK	Comedy/Drama/Romance
LADY, THE	R 99 787	UIP	FRANCE/UK	Biography/Drama/History
CUP,THE	R 96 227	UIP	AUS	Drama
COMBAT	R 86 191	IFD	GER	Action
DARK TIDE	R 81 341	SK	SA/USA	Adventure/Drama/Thriller
SKIN I LIVE IN,THE	R 79 798	SK	Spain	Drama/Thriller
MARLEY	R 73 640	NM	USA	Biography/Comedy/Drama
ALBERT NOBBS	R 67 267	NM	UK/IRE	Drama
DANGEROUS ISHHQ	R 58 722	NM	India	Romance/Thriller
ELITE SQUAD 2	R 48 740	UIP	Brazil	Crime/ Thriller
ZAMA ZAMA	R 41 220	NM	SA	Action
SOUND OF MY VOICE	R 37 188	NM	USA	Drama/Thriller