



national film and video foundation
SOUTH AFRICA

an agency of the
Department of Arts and Culture

A photograph of a movie theater interior. The foreground is filled with a large pile of white, buttery popcorn, which is overflowing from a red, scalloped-edge container. The popcorn is the central focus, with its bright white color contrasting sharply with the dark theater. In the background, rows of red upholstered seats are visible, receding into the distance. At the far end of the theater, a large white screen displays the title 'South African Box Office Report 2016' in bold black text. The theater's walls are dark, and there are small, warm-toned spotlights on the side walls, creating a classic cinema atmosphere.

South African Box Office Report 2016

South African Box Office 2016

1. Executive Summary

The box office report for the year 2016 found the following:

- A total of 228 were released in the year under review.
- A total of R1 135 832 667 was generated from ticket sales a little less than the 2015 box office intake of R 1 198 262 317.
- A total of 28 South African produced films were released in 2016.
- Afrikaans films continue to dominate the market in 2016;
- Times Media and Ster Kinekor continuing to dominate the market share and a number of films distributed;
- South African produced films raked in just above R69 million for the box office revenue slightly the same amount as in 2015;
- Action adventure and animation were the most popular genres overall while locally action/crime and drama were the most popular genre;
- Overall highest grossing movie for 2016 was *Finding Dory* at R43 719 562 and locally produced *Vir Altyd* grossed the highest at R15 535 579 followed by *Happiness is a Four Letter Word* at R13 188 020;
- South Africans films ranked number 3 behind USA and UK/USA respectively in terms of revenue generated based on country of origin;
- Two local films failed to make the R100 000 mark, namely Hatchet Hour (R30 275) and Endless River (R79 510);

1. Abbreviations

AUS	Australia
BEL	Belgium
BRA	Brazil
CAN	Canada
CB	Crystal Brooks
DTI	Department of Trade and Industry
FRA	France
GER	Germany
IFD	Indigenous Film Distributors
IRE	Ireland
JPN	Japan
NFVF	National Film and Video Foundation
NMD	Nu Metro Distributors
NZ	New Zealand
SA	South Africa
SKD	Ster Kinekor Distributors
SPN	Spain
SWE	Sweden
TAN	Tanzania
UAE	United Arab Emirates
UIP	United International Pictures
UK	United Kingdom

Contents

1. Executive Summary.....	2
1. Abbreviations.....	3
2. Introduction.....	5
3. Findings.....	6
4. Conclusion.....	15
Figure 1. Total Gross box Office by year.	6
Figure 2. SA gross box office by year.	7
Figure 3. Correlation between GBO at release and cumulative GBO.....	8
Figure 4. Market share by distributor.	9
Figure 5. Gross Box Office by genre.....	10
Figure 6.SA gross box office by genre.....	11
Figure 7.Revenue by Country of Origin	14
Figure 8.Market share by language.....	15
Table 1. Percentage and revenue by distributor.....	9
Table 2. Top 25 films released in SA.....	13
Table 3.Top 10 South African Films.	13

2. Introduction

This report aims to track audiences' response to films that were released in South African cinemas in 2016. There are currently 750 screens that are spread in the major metropolitan areas and cities in the nine provinces of South Africa. The report also highlight some of the high-earning titles for each of the distributors and give a glimpse of the market share leaders in the distribution business. Information on gross revenue, types of genres distributed, number of domestic films released is also reported on to give an indication of what drives audience consumption of films. For the various films that were on circuit the following indicators are analysed:

- Genre
- Country of origin
- Gross box office revenue in SA
- Language
- Distributor
- Market share per distributor; and
- Market share per genre

The data used to compile this report is generated from the weekly box office reviews from distributors/exhibitors Nu Metro Distribution, Ster-Kinekor- Distribution, United International Pictures, Crystal Brooke, Black Sheep, Indigenous Films Distribution and Sony, which is made available to the industry by Ster-Kinekor Entertainment.

3. Findings

For the past two years the SA film industry has been experiencing a growth in box office revenue. However, there was a decline in 2016 in box office revenue. While the decline was not extensive, it is worth noting. In the last six years the box annual box office revenue reflected a turbulence with every incline followed by a decline. A total of 228 films were released in the year under review with a total gross of just over R1 135 million. The buoyant of 2015 can be attributed to the number of films released which stood at 243 releases. A total of 228 films were released in 2016 with an annual turnover of R1 198 as reflected on figure 1 below.

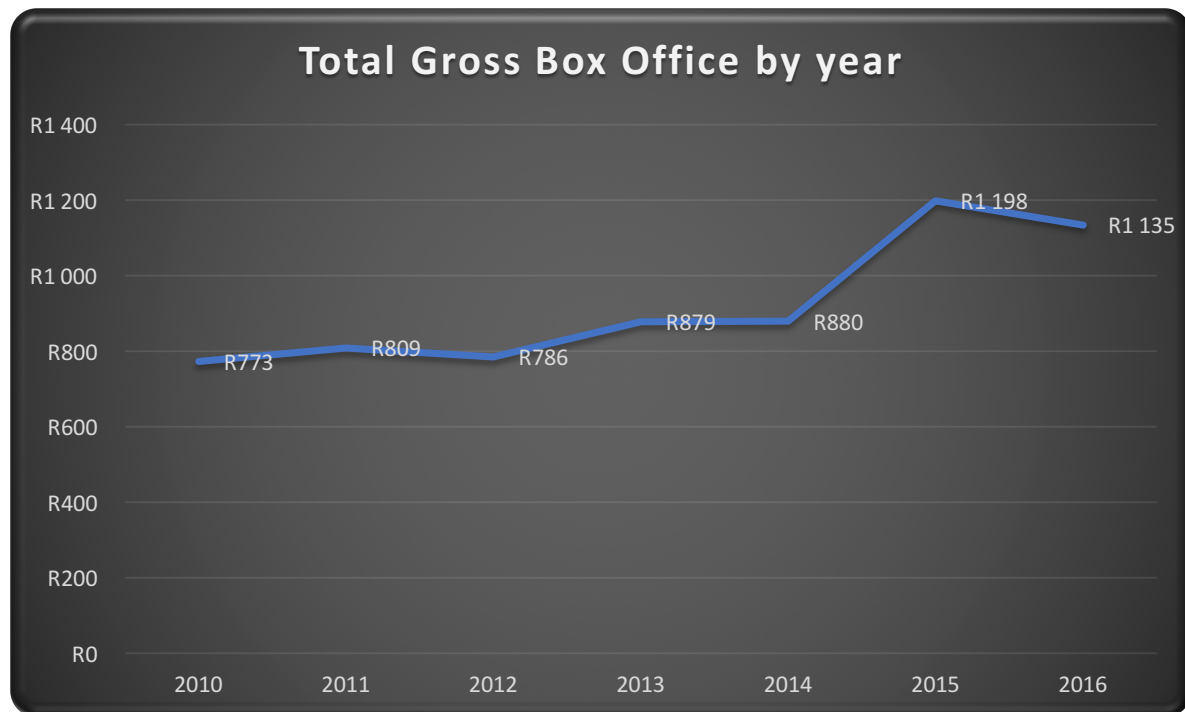


Figure 1. Total Gross box Office by year.

Figure 2 below documents theatrical performance of South African produced films. It can be observed from the figure that the box office revenue was static in 2016, with just above R69 million of revenue accumulated from a total of 28 films. South African produced films reached their peak in 2013 with a revenue of more than R98 million.

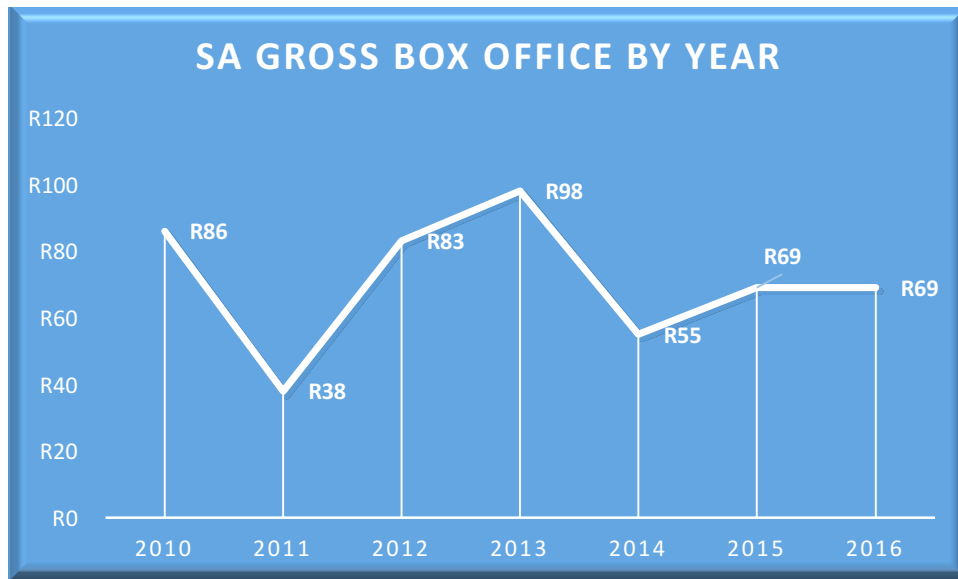


Figure 2. SA gross box office by year.

Of the 228 films that were released in 2016, 28 of the originated in South Africa. One of the 28 local films was a co-production from the SA/GER/SWITZ/USA/UK. Co-produced films are treated as national films in both co-producing countries provided that there is an existing co-production treaty between the countries.

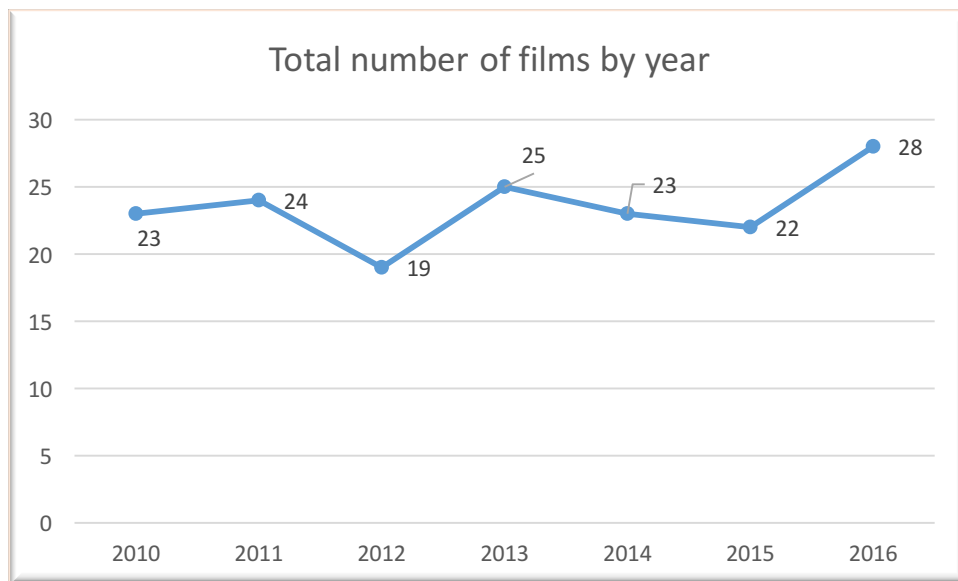


Figure 3. Total number of films by year.

Figure 3 below reveal a correlation between gross box office at release and cumulative box office and it can be observed that the lowest gross box office was achieved in October which translated into a lower cumulative box office. It should also be noted that a higher

gross box office at release does not necessarily translate into a higher cumulative box office as revealed by the highest cumulative box office in March but the highest cumulative box office was achieved in December wherein we experienced a cumulative box office lower than in March.

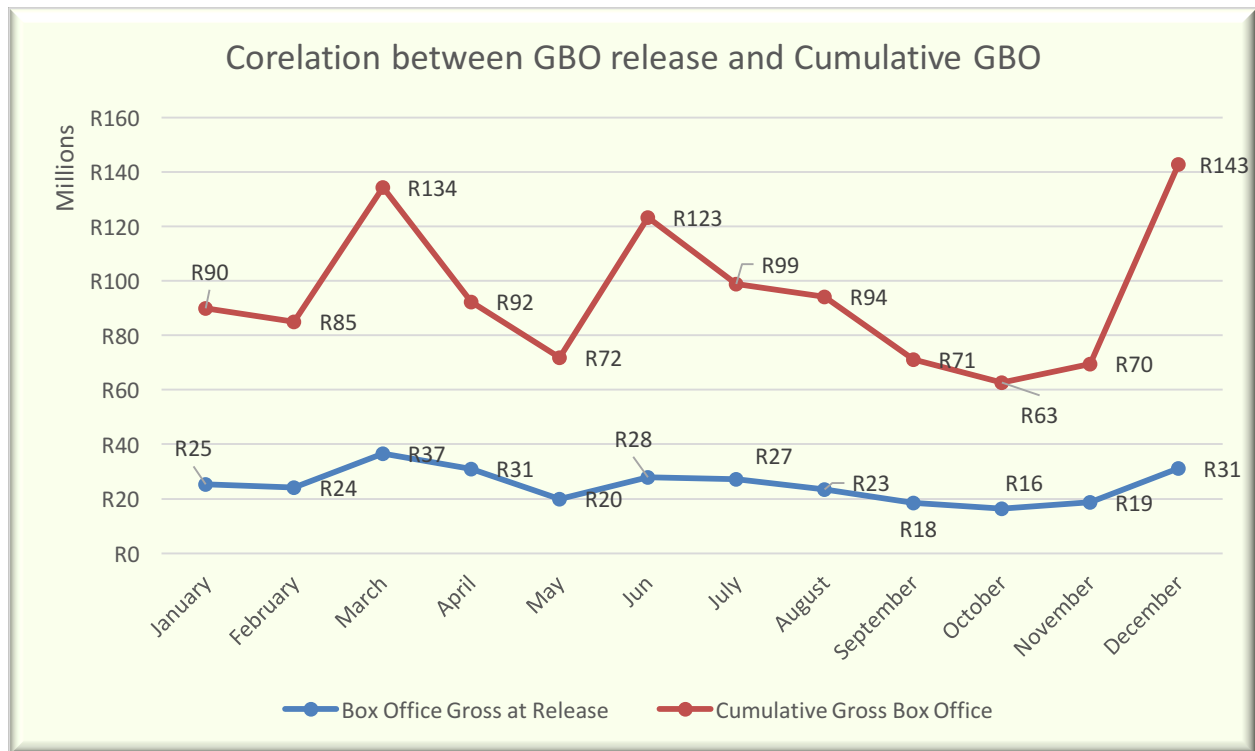


Figure 4. Correlation between GBO at release and cumulative GBO.

The report reveals that little has changed in the distribution part of the value chain. Both Ster Kinekor Distribution (35%) and Times Media Distribution (38%) continue to dominate the distribution space as they held the highest share of revenue in the market. United International Pictures (UIP) occupied the 3rd spot with at 19% of the market share. Black sheep and Crystal Brooke are on the 4th and 5th position in the perking order. Newcomers to the SA distribution landscape Sony could achieved below 1% on the market share with Indigenous Films are sitting on 1% with a more focus on local production.

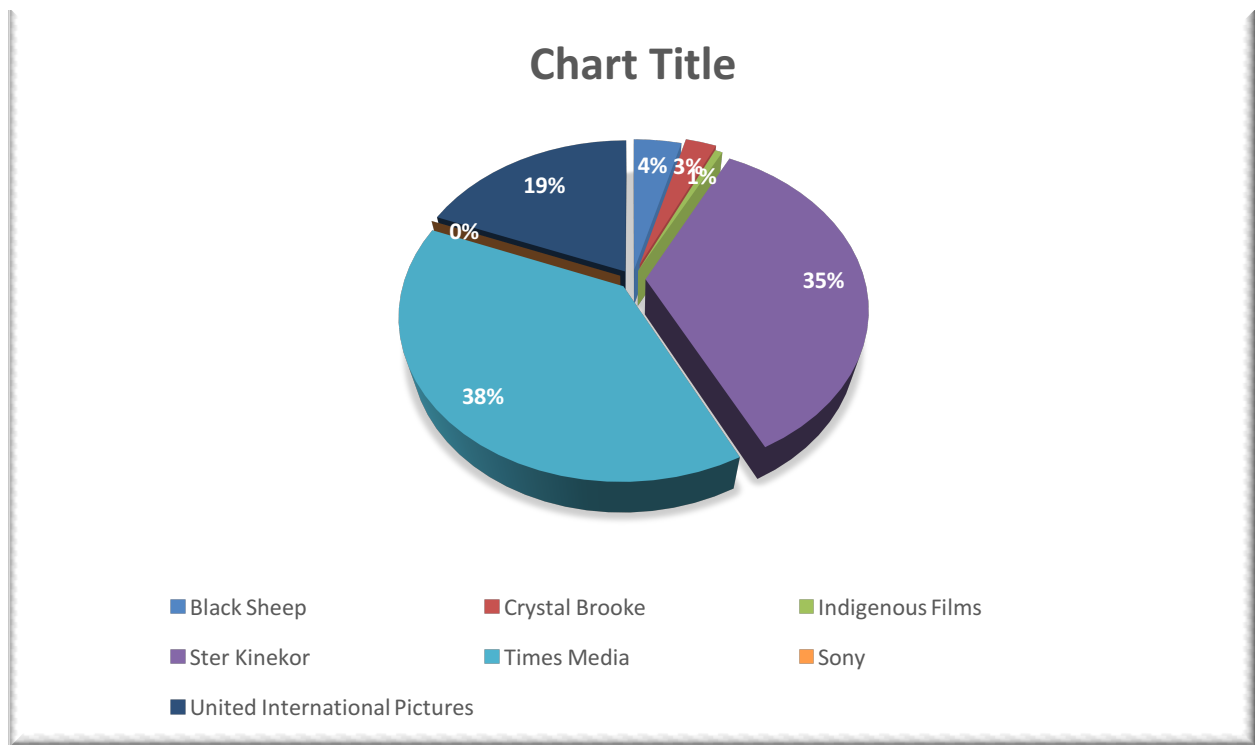


Figure 5. Market share by distributor.

The table below further attest to the domination of the market by both Times Media and Ster Kinekor. The domination is both in the number of movies released

Distributor	Count of Movie Titles	GBO	%
Black Sheep	20	R47 169 677	4%
Crystal Brooke	9	R30 758 078	3%
Indigenous Films	8	R7 508 937	1%
Ster Kinekor	81	R398 481 393	35%
Times Media	75	R437 277 953	38%
Sony	1	R37 773	0
United International Pictures	35	R214 598 820	19%

Table 1. Percentage and revenue by distributor.

The most popular genres based on gross box revenue for 2016 were action/adventure and animation earning more than R200 million each. Action and comedy were next popular genres with each grossing over a R100 million mark. The following genres were the least popular during the year under review as they were rooted right at the bottom

or the or revenue stream, Sports/drama, musical, family/sci-fi, documentary, crime thriller and action thriller.

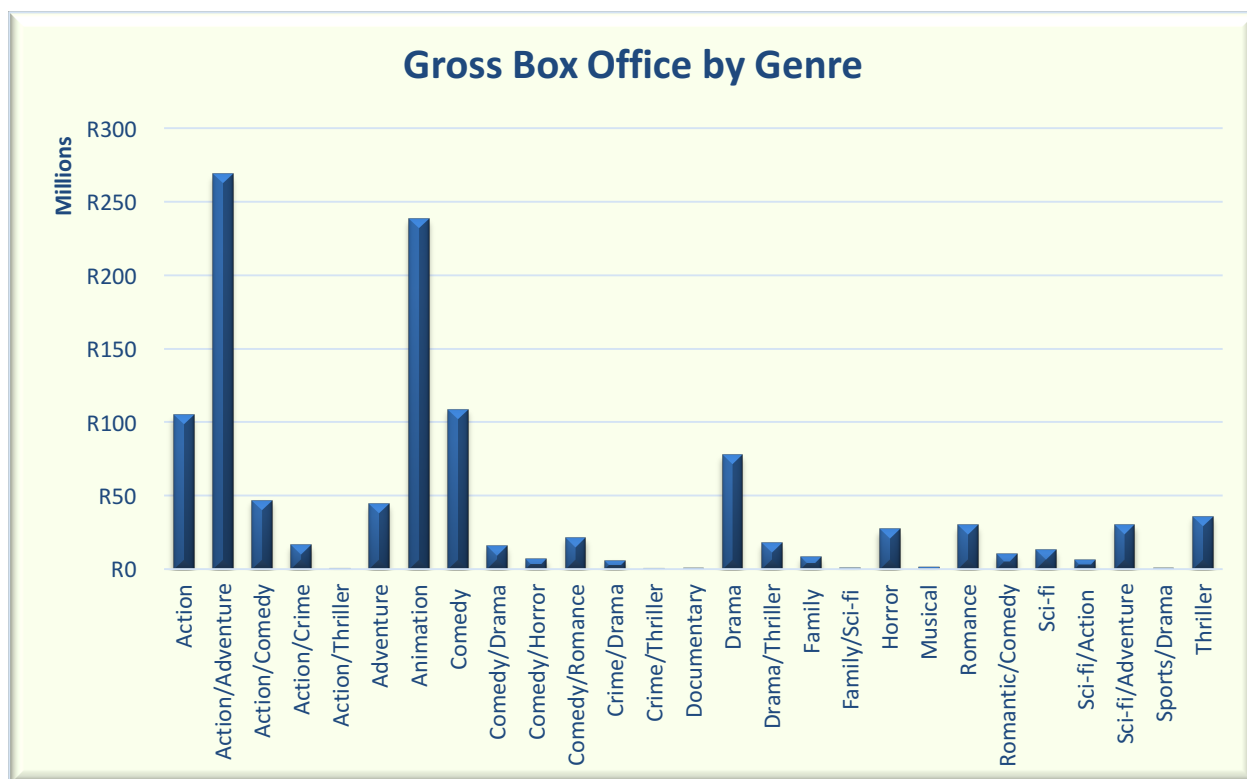


Figure 6. Gross Box Office by genre.

For all the South African produced films the most popular genre was drama followed closely by Action/crime and comedy with Romance claiming the fourth spot. The least performing genre for the year under review was comedy/drama.

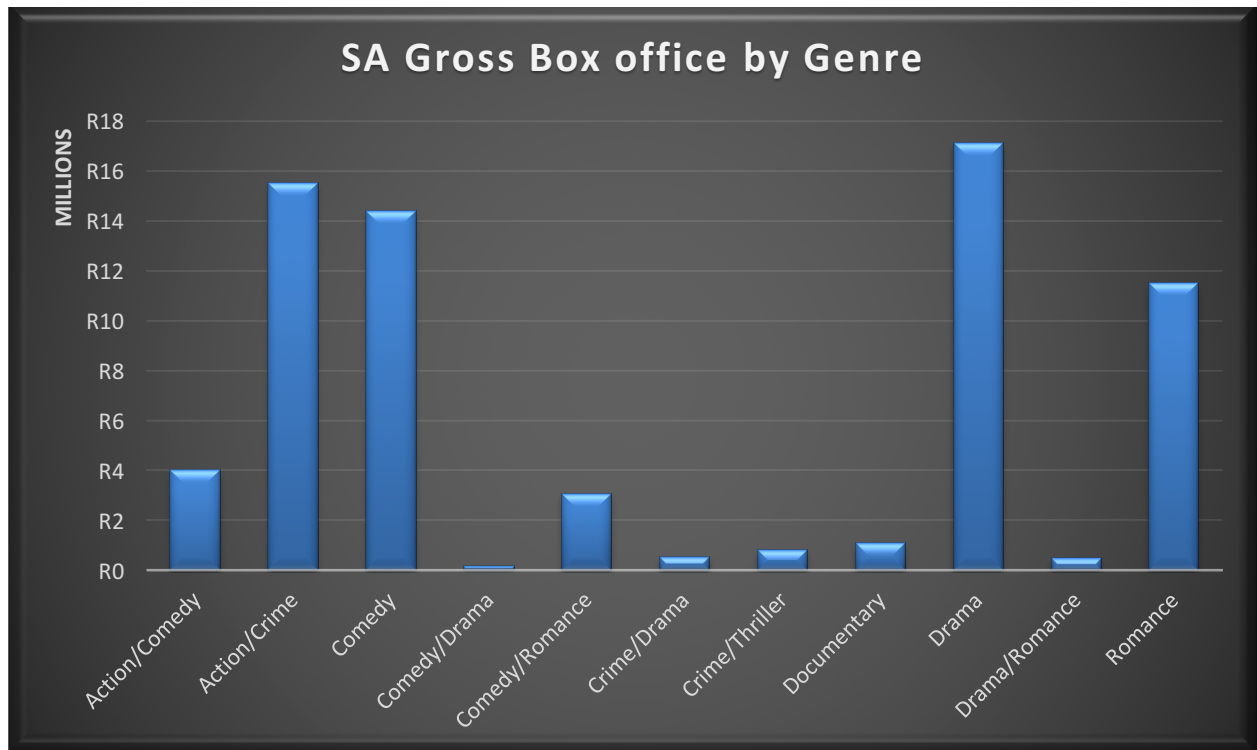


Figure 7.SA gross box office by genre.

The table below reflects the top 25 films released in SA. From the table it can be observed that the highest grossing film in SA was Finding Dory animation, a co-production between United Kingdom (UK) and United States of America (USA). Finding Dory did not only rattle the South African box office but the same feat was performed in both the US and Australia. FindingDory racked up AU\$5 million in the Australian market and also became the U.S the highest grossing domestic release of 2016, with a revenue of US\$423 million. (Champion, 2017) On the 2nd spot was Batman v/s Superman which also originate in the USA also confirming that US produced films are popular in the SA market as 11 of the top 25 films are from the US with others being co-production. One South African film (Vir altyd) made it to the overall top 25.

MOVIE TITLE	DATE OF RELEASE	WEEKS ON CICUIRT	Genre	Country of Origin	Cumulative GBO
Finding Dory (incl 3D & Imax)*	June	12	Animation	UK/USA	R43 719 562
Batman vs Superman: Dawn of Justice (Incl 3D)	March	9	Action/Adventure	USA	R42 183 124
Suicide Squad (incl 3D & Imax)	August	10	Action/Adventure	USA	R36 061 651
Captain America : Civil War (Incl 3D, Imax & 4DX)	April	7	Action/Adventure	USA	R32 414 233
The Jungle Book (Incl 3D, Imax & 4DX)	April	10	Action/Adventure	UK/USA	R31 206 625
Deadpool (Incl 3D & Imax)	February	10	Action	USA/CAN	R30 409 450
Central Intelligence*	June	12	Action/Comedy	USA	R28 376 238
Moana (incl 3D)	December	7	Animation	USA	R26 016 175
Star Wars: Rogue One (incl 3D, Imax & 4DX)*	December	5	Sci-fi/Adventure	USA	R25 083 945
Fantastic Beasts & Where to Find Them (Incl 3D, Imax & 4DX)	November	8	Adventure	UK/USA	R24 215 185
The Secret Life of Pets (incl 3D)	September	10	Animation	JAPAN/USA	R23 524 065
Zootropolis (Incl 3D)	March	11	Animation	USA	R22 995 753
Sing (incl 3D)*	December	4	Animation	USA/UK/JAPAN	R22 706 963
Ice Age 5: Collision Course (incl 3D & Imax)	July	8	Animation	USA	R21 748 510
Kung Fu Panda 3 (Incl 3D)	March	9	Animation	USA/CHINA	R19 890 267
Angry Birds (Incl 3D)*	May	10	Animation	FINLAND/USA	R19 811 815
Legend of Tarzan(Incl 3D, Imax & 4DX)	July	6	Action/Adventure	USA/UK/CAN	R17 266 111
Assassin's Creed*	December	4	Action	UK/FRA/USA/HONGKONG	R15 996 506
Ride Along 2	January	10	Action/Comedy	USA	R15 853 780
Vir Altyd	February	9	Romance	SA	R15 535 579
Dr Strange (incl 3D, Imax & 4DX)	November	4	Action/Adventure	USA	R15 144 331

X-Men: Apocalypse (Incl 3D, Imax & 4DX)	May	7	Action/Adventure	USA	R15 102 814
London Has Fallen	March	13	Action	UK/USA	R14 629 085
Jason Bourne	July	9	Action	UK/CHINA/USA	R14 139 423
Happines is a Four Letter Word	February	12	Drama	SA	R13 188 020

Table 2. Top 25 films released in SA

Vir Altyd is the highest grossing South African film among the top 25 local films releases for 2016. The film grossed above R15 million and was closely followed by *Happiness is a Four Letter Word* which grossed just above R13 million. Of the top 10 films only 2 of them are in English while the rest are Afrikaans language revealing a continued market domination by Afrikaans films. The table below further confirms the South African market domination by Afrikaans films both in terms of production volumes and box office performance.

Movie	Release	Weeks on	Genre	Cumulative Box Office
Vir Altyd	February	9	Action/Crime	R15 535 579
Happines is a Four Letter Word	February	12	Comedy	R13 188 020
Vir Die Voels	February	8	Romance	R8 541 773
Mrs Right Guy*	June	14	Drama	R4 412 589
n Paw Paw vir my Darling	January	5	Action/Comedy	R4 024 034
Noem my Skollie	September	11	Drama	R3 496 315
Dis Koue Kos Skat	August	6	Drama	R3 186 127
Jou Romeo*	December	4	Romance	R2 802 837
Sy Klink Soos Lente	September	5	Drama	R2 380 052
Modder n Bloed (Blood and Glory)	April	6	Comedy/Romance	R2 036 702

Table 3: Top 10 South African Films

The South African box office continues to be dominated by United States of American (USA) films based on revenue and a number of imported films, followed closely by United Kingdom/USA co-production (unofficial). A total amount of R775.5m was amassed from the both the USA and the UK/USA alliance with R636.9m and R138.6m respectively. SA

was the third highest grossing country showing that S. African audiences are still loyal to their product with about R69M box office revenue.

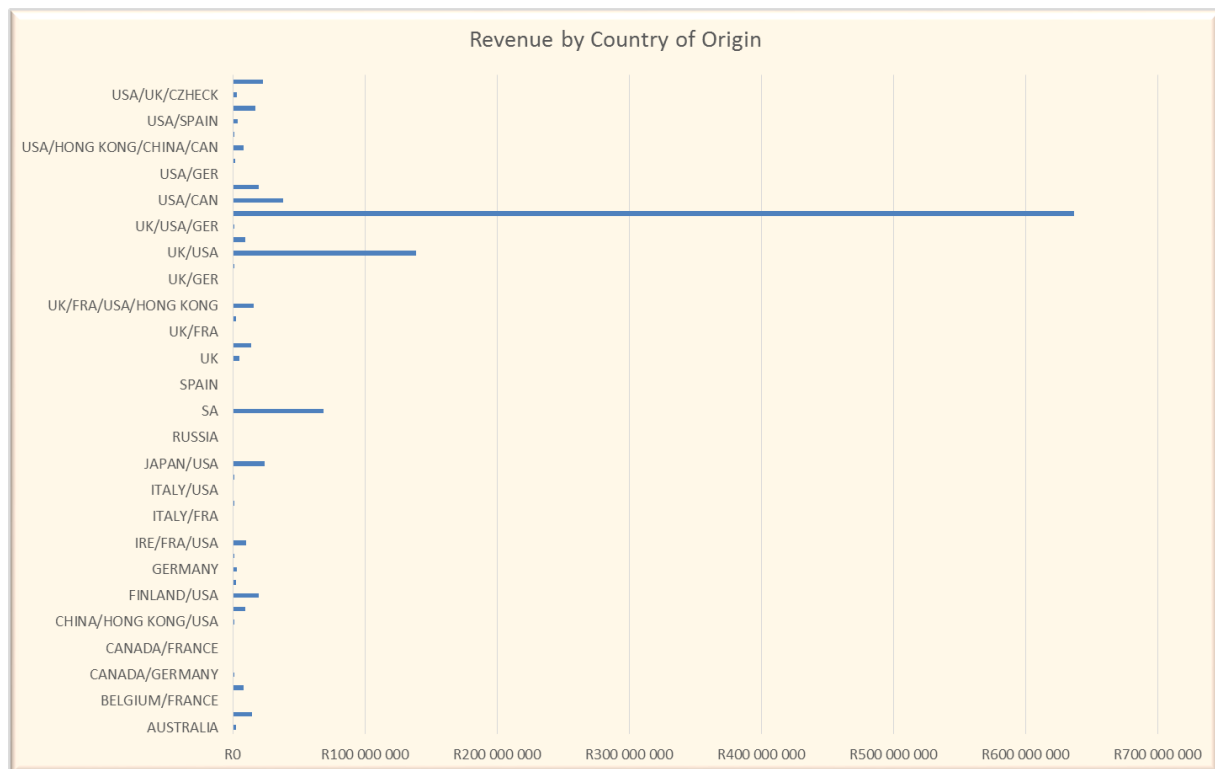


Figure 8. Revenue by Country of Origin

Consistent with the findings figure 7 below further confirms the domination of Afrikaans language. As depicted in the figure Afrikaans only films captured 65% of the market with English only films obtaining 28% of the market. The other 4% of the market was captured by English/Afrikaans films while the Afrikaans/English only had the 3%.



Figure 9. Market share by language.

4. Conclusion.

There was not much change in the South African film industry during the year under review. While the number of films released increased both on the local and international front, this did not translate into major changes in the box office revenue. Some of the changes that were observed during 2016 was the introduction of a new distributor (SONY) to the market, however that did not have a major impact on the market share by distributors as the company only got less than one percent of the market share.

The increase in the number of films also did not impact on the revenue for local films as some of the films on circuit performed badly. Films such as *Hatchet hour* and *Endless River* were unable to reach the R100 000 mark.

The Afrikaans language films continue to outperform other local films thereby proving again that there is a niche market for Afrikaans films with a loyal paying audience that is consistently .

The year ahead (2017) looks promising with films such as *Keeping up with the Kandasamy's* already having amassed R 11 815 176 and *Kampterrein: Die Movie* sitting at R 1 034 702 after two weeks on circuit. SA struggle film *Kalushi* is also one of the promising prospects for 2017 having scooped the Best Film Award at the annual Luxor African Film Festival under the theme of international freedom and the prestigious award from the Egyptian Minister of Arts and Culture for the Best Film Award at the festival that took place in the historic Old and New Kingdoms of Ancient Egypt.

5. Appendix.

Column1	Column3	Column4	Column5	Column6	Column7	Column8
MOVIE TITLE	WEEKS	NUMBER OF SCREENS	DISTRIBUTOR	Genre	Country of Origin	GB0 at Release
Ride Along 2	10	78	UIP	Action/Comedy	USA	R3 636 017
The Big Short	12	25	UIP	Drama	USA	R455 889
Suffragette	8	14	UIP	Drama	UK	R192 808
The Good Dinosaur	8	113	Ster kinekor	Animation	USA	R3 215 200
Sisters	7	31	UIP	Comedy	USA	R1 177 297
In the Heart of the Sea (Incl 3D)	4	74	TMF	Drama	USA/SPAIN	R1 475 120
Concussion	4	41	Ster kinekor	Drama	USA	R919 286
The Secret in their Eyes	6	56	Ster kinekor	Thriller	USA	R1 377 627
n Paw Paw vir my Darling	5	46	Ster kinekor	Comedy	SA	R907 939
Joy	6	39	TMF	Comedy/Drama	USA	R776 994
The Revenant (Incl Imax)	8	56	TMF	Action/Adventure	USA	R2 350 472
Daddy's Home	9	68	UIP	Comedy	USA	R1 806 638
Norm of the North	7	73	Black Sheep	Animation	INDIA/USA	R731 567
Gods of Egypt (Incl 3D & Imax)	6	70	Black Sheep	Action/Adventure	USA	R2 421 207
Dirty Grandpa	7	63	Black Sheep	Comedy	USA	R1 543 338
Th 5th Wave	6	62	Ster kinekor	Sci-fi/Action	USA	R1 490 687
The Hateful Eight	4	52	Ster kinekor	Crime/Drama	USA	R615 355
The Danish Girl	11	32	UIP	Drama	UK/GER	R145 890
The 33	2	11	TMF	Drama	CHILE/USA	R58 495

The Finest Hours (Incl 3D & Imax)	4	69	Ster kinekor	Thriller	USA	R1 215 519
The Dressmaker	12	16	Ster kinekor	Drama	AUS	R352 876
Spotlight	17	16	TMF	Drama	USA	R380 671
The Choice	5	59	TMF	Romance	USA	R674 928
Deadpool (Incl 3D & Imax)	10	101	TMF	Action	USA/CAN	R9 397 119
Vir Altýd	9	71	Ster kinekor	Romance	SA	R4 727 479
How to be Single	11	73	TMF	Comedy/Romance	USA	R2 506 431
A Perfect Day	2	7	Black Sheep	Drama	SPAIN	R36 008
Grimsby	2	50	Ster kinekor	Comedy	UK/USA	R363 231
Happines is a Four Letter Word	12	55	Ster kinekor	Drama	SA	R2 371 782
50 Shades of Black	4	50	TMF	Comedy	USA	R700 980
Hail Caesar	9	11	UIP	Comedy	USA	R206 724
13 Hours: Secret Soldier of Benghazi	6	32	UIP	Drama	USA	R281 078
Trumbo	2	7	TMF	Drama	USA	R102 868
Room	6	18	Ster kinekor	Drama	IRE/CAN	R275 814
Solace	2	39	Ster kinekor	Thriller	USA	R316 920
The Boy	3	10	TMF	Horror	USA	R172 474
Die Ontwamking	2	25	Indigenous	Crime/Thriller	SA	R119 131
Zootropolis (Incl 3D)	11	121	Ster kinekor	Animation	USA	R3 752 320
London Has Fallen	13	81	Crystal Brook	Action	UK/USA	R2 473 380
Z for Zachariah	2	17	Ster kinekor	Thriller	ICELAND/NZ/SWITZ/USA	R101 004
Anomalisa	10	5	UIP	Animation	USA	R47 468
Zoolander 2	5	40	UIP	Comedy	USA	R791 139
Eye in the Sky	10	29	TMF	Drama/Thriller	UK	R396 570

Tripple 9	6	49	Ster kinekor	Thriller	USA	R3/4 038
Sonskyn Beperk	3	47	Ster kinekor	Drama	SA	R348 750
The Other side of the Door	3	25	TMF	Horror	UK/USA	R296 215
The Young Messiah	3	28	Black Sheep	Drama	USA	R131 792
Safebet	4	22	Ster kinekor	Action/Comedy	SA	R103 521
Knights of Cups	1	4	Ster kinekor	Drama	USA	R36 868
Kung Fu Panda 3 (Incl 3D)	9	109	TMF	Animation	USA/CHINA	R3 864 396
The Divergent Series: Allegiant (Incl Imax)	8	88	Black Sheep	Action/Adventure	USA	R3 271 918
Risen	4	37	Ster kinekor	Action/Adventure	USA	R514 960
Sleeping with Other People	3	32	Ster kinekor	Comedy	USA	R348 203
Sink	3	24	TMF	Drama	SA	R272 856
Remember	12	10	UIP	Drama/Thriller	CAN/GER	R164 612
Batman vs Superman: Dawn of Justice (Incl 3D)	9	137	TMF	Action/Adventure	USA	R16 232 820
My Big Fat Greek Weeding 2	9	89	UIP	Comedy	USA	R2 956 772
Freeheld	2	7	Black Sheep	Drama	USA	R36 842
Modder n Bloed (Blood and Glory)	6	51	Ster kinekor	Drama	SA	R543 884
Pride and Prejudice and Zombies	2	30	TMF	Thriller	UK/USA	R331 215
Miss you already	3	16	Black Sheep	Drama	UK	R196 206
Race	2	23	TMF	Drama	CAN/GER	R205 277
Robodog	6	28	Crystal Brook	Family/Sci-fi	JAPAN	R267 961
Eddie the Eagle	3	49	TMF	Drama	UK/USA/GER	R426 130

10 Cloverfield Lane	6	26	UIP	Thriller	USA	R398 561
Macbeth	9	7	Black Sheep	Drama	UK/FRA/USA	R81 319
The Jungle Book (Incl 3D, Imax & 4DX)	10	125	Ster kinekor	Action/Adventure	UK/USA	R6 971 195
Criminal	7	35	Crystal Brook	Action	USA	R427 306
High Strung	4	30	TMF	Musical	USA/ROMANIA	R293 758
The Forest	2	22	Ster kinekor	Horror	UK/USA	R319 669
Adderall Diaries	1	6	TMF	Thriller	USA	R31 595
The Huntsman: Winter's War	7	96	UIP	Action/Adventure	UK/USA	R1 995 228
Barbershop 3	7	46	TMF	Comedy	USA	R1 057 265
Demolition	3	26	Ster kinekor	Drama	USA	R219 154
Verskietende Ster	3	34	Indigenous	Drama	SA	R148 908
Irrational Man	3	11	Ster kinekor	Drama	USA	R102 541
Captain America : Civil War (Incl 3D, Imax & 4DX)	7	138	Ster kinekor	Action/Adventure	USA	R14 965 931
Ratchet vs Clank (Incl 3D)	3	51	TMF	Animation	USA	R1 419 438
Queen of the Desert	4	15	Ster kinekor	Drama	USA	R222 082
Free State	2	27	TMF	Drama	SA	R297 757
Jane got a Gun	5	7	TMF	Action/Drama	USA	R47 569
Mothers Day	6	74	TMF	Comedy/Drama	USA	R2 978 741
Bad Neighbours 2	9	49	UIP	Comedy	USA	R1 203 211
Miracles from Heaven	9	36	Ster kinekor	Drama	USA	R396 757
Mignon Mossie van Wyk	3	27	UIP	Drama	SA	R139 244
Regression	2	21	Ster kinekor	Thriller	SPAIN/CAN	R132 993

Angry Birds (Incl 3D)*	10	123	Ster kinekor	Animation	FINLAND/USA	R4 347 636
The Perfect Match	9	41	TMF	Comedy/Romance	USA	R944 013
Uitvlucht	4	37	Ster kinekor	Drama/Romance	SA	R316 916
Whiskey Tango Foxtrot	3	12	UIP	Drama	USA	R107 074
X-Men: Apocalypse (Incl 3D, Imax & 4DX)	7	132	TMF	Action/Adventure	USA	R4 765 155
The Man who knew Infinity	9	11	TMF	Drama	IND/UK/USA/IND	R215 854
Sing Street	5	14	Ster kinekor	Musical	IRELAND	R115 929
Before I Wake	2	21	Ster kinekor	Horror	USA	R143 979
Alice Through the Looking Glass (Incl 3D and Imax)	8	118	Ster kinekor	Action/Adventure	USA	R2 314 010
The Boss	6	59	UIP	Comedy	USA	R1 056 232
Bastille Day	7	66	Black Sheep	Action	UK/FRA/USA	R728 534
The Road Within	2	4	TMF	Comedy/Drama	USA	R17 825
Mrs Right Guy*	14	48	Indigenous	Comedy/Romance	SA	R989 193
Money Monster	5	47	Ster kinekor	Drama/Thriller	USA	R1 056 655
A Bigger Splash	6	5	TMF	Crime/Drama	ITALY/FRA	R62 047
Everybody Wants Some	2	20	Ster kinekor	Comedy	USA	R92 906
Hardcore Henry	2	10	TMF	Action/Thriller	RUSSIA/USA	R67 749
Warcraft (Incl 3D & Imax)	6	123	UIP	Action/Adventure	USA	R3 207 582
Now You See Me: The Second Act*	6	68	TMF	Thriller	USA	R1 801 654
The Conjuring 2*	6	44	TMF	Horror	USA/CAN	R1 256 664
Truth	5	23	Ster kinekor	Drama	AUST/USA	R86 340
Finding Dory (incl 3D & Imax)*	12	126	Ster kinekor	Animation	UK/USA	R9 737 266

The Nice Guys	3	49	TMF	Action/Comedy	USA	R988 046
I am Wrath	3	29	Crystal Brook	Action/Crime	USA	R236 387
Keanu	1	21	TMF	Action/Comedy	USA	R101 996
Equals	1	11	TMF	Romance	USA	R58 351
Hello, My Name is Doris*	10	5	Ster kinekor	Comedy/Drama	USA	R76 691
A Hologram for the King	2	27	Black Sheep	Drama	UK/USA/GER	R210 179
Central Intelligence*	12	96	UIP	Action/Comedy	USA	R4 771 036
Independence Day 2: Resurgence (Incl 3D, Imax & 4DX)*	4	122	TMF	Action/Adventure	USA	R3 080 433
The Keeping Room	2	4	Ster kinekor	Drama	USA	R26 970
I Saw the Light	2	5	Ster kinekor	Drama	USA	R18 492
BJF: The Big Friendly Giant (Incl 3D)	7	111	TMF	Adventure	UK/USA/CAN	R2 269 521
Teenage Mutant Ninja Turtles 2	8	128	UIP	Action/Adventure	USA/HONG-KONG/CHINA/CAN	R2 442 940
Fathers & Daughters	2	19	Black Sheep	Drama	ITALY/USA	R178 604
Woodlawn	2	10	Ster kinekor	Drama	USA	R42 161
Endless River	2	10	Black Sheep	Drama	SA	R43 796
Ice Age 5: Collision Course (incl 3D & Imax)	8	127	TMF	Animation	USA	R5 137 539
Me Before You	7	57	TMF	Drama/Romance	UK/USA	R2 351 997
Youth	11	6	Ster kinekor	Drama	ITALY/FRA/UK/SWITZ	R118 362
Mr Right	1	29	Black Sheep	Action/Comedy	USA	R319 648
Miles Ahead	1	5	Ster kinekor	Drama	USA	R39 036
Lights Out	6	25	TMF	Horror	USA	R565 758
Legend of Tarzan(Incl 3D, Imax & 4DX)	6	115	TMF	Action/Adventure	USA/UK/CAN	R5 446 203

Marauders	4	40	Ster kinekor	Action/Crime	CANADA	R385 010
Genius	1	14	Ster kinekor	Drama	UK/USA	R151 889
Get a Job	3	18	Crystal Brook	Comedy	USA	R136 432
God is Not Dead 2	7	29	Crystal Brook	Drama	USA	R425 792
Twee Grad van Moord	7	43	Indigenous	Drama	SA	R325 562
Jason Bourne	9	99	UIP	Action	UK/CHINA/USA	R3 660 496
Ghostbusters (incl 3D, Imax & 4DX)	9	99	Ster kinekor	Horror	USA/AUS	R2 904 160
Wonder Boy for President	3	32	Indigenous	Comedy	SA	R120 150
Nobody's Died Laughing	5	11	Ster kinekor	Documentary	SA/GER/SWITZ/USA/UK	R76 220
Captain Fantastic	NEW	10	TMF	Drama	USA	R101 055
Suicide Squard (incl 3D & Imax)	10	121	TMF	Action/Adventure	USA	R10 411 382
My Fathers War	4	39	Ster kinekor	Drama	SA	R350 739
The Meddler	9	5	Ster kinekor	Comedy	USA	R108 795
Our Kind of Traitor	2	11	TMF	Thriller	UK/FRA	R127 990
Petes's Dragon (incl 3D)	11	69	Ster kinekor	Family	USA	R1 309 969
Mike and Dave Need Wedding Dates	6	63	TMF	Comedy	USA	R1 512 535
Florence Foster Jenkins	11	26	Black Sheep	Adventure	UK	R443 569
Bad Moms	10	67	TMF	Comedy	USA	R1 974 041
Nerve	8	37	Black Sheep	Thriller	USA/HONG-KONG	R497 749
Kubo & the two Strings	8	32	UIP	Animation	USA	R435 000
The Cell	3	28	UIP	Horror	USA/GER	R237 320
Pele	2	14	TMF	Drama/Sports	USA	R97 973

Mechanic Resurrection	14	82	Crystal Brook	Action	FRA/USA	R1 998 127
Star Trek: Beyond (incl 3D, Imax & 4DX)	7	54	UIP	Sci-fi/Adventure	USA	R1 661 923
Nine Lives	7	52	TMF	Comedy	FRA/CHINA	R737 793
Dis Koue Kos Skat	6	45	TMF	Comedy/Drama	SA	R539 415
Shallows	7	35	Ster kinekor	Horror	USA	R751 519
Dora's Peace	7	20	Indigenous	Action/Crime	SA	R182 657
Noem my Skollie	11	28	Ster kinekor	Crime/Drama	SA	R382 122
War Dogs	3	48	TMF	Comedy/Drama	USA	R751 252
Heidi	3	39	TMF	Family	GER/SWITZ	R357 772
The Light Between Oceans	8	11	TMF	Drama	UK/NEWZ/USA	R173 679
The 9th Life of Louis	2	18	Ster kinekor	Thriller	UK/CAN/USA	R56 983
Sully (incl Imax)	13	53	TMF	Drama	USA	R1 071 826
Sausage Party	5	21	Ster kinekor	Animation	USA	R513 720
Bridget Jones's Baby	9	72	UIP	Romantic/Comedy	IRE/UK/FRA/USA	R2 111 734
Ben-Hur (incl 3D & 4DX)	6	87	UIP	Action	USA	R1 314 475
Viral	4	21	Ster kinekor	Horror	USA	R121 952
The Infiltrator	NEW	27	TMF	Drama/Thriller	UK	R205 725
The Magnificent 7 (incl Imax)	10	72	Ster kinekor	Action/Adventure	USA	R1 802 919
Absolutely Fabulous	5	39	TMF	Comedy	UK/USA	R438 215
Blar Witch	2	23	TMF	Horror	USA	R253 567
I.T.	3	17	Crystal Brook	Crime/Drama	IRE/FRA/USA	R111 522
The Secret Life of Pets (incl 3D)	10	109	UIP	Animation	JAPAN/USA	R6 361 018

Deepwater Horizon (Incl Imax & 4DX)	10	78	Black Sheep	Action/Drama	USA	R1 918 308
Sy Klink Soos Lente	5	47	Ster kinekor	Comedy/Romance	SA	R550 371
Miss Peregrine's Home for Peculiar Children (incl 3D & 4DX)	9	96	TMF	Adventure	BELGIUM/UK/USA	R3 087 491
The Girl on the Train	8	57	TMF	Thriller	USA	R1 508 921
Hillsong - Let Hope Rise	4	18	Crystal Brook	Documentary	USA	R226 859
Café Society	8	15	Ster kinekor	Comedy/Drama	USA	R198 155
Masterminds	4	53	UIP	Comedy	USA	R840 756
Don't Breathe	4	23	Ster kinekor	Horror/Thriller	USA	R418 874
Queen of Katwe	3	30	Ster kinekor	Sports/Drama	USA	R293 275
Jack Reacher: Never Go Back (incl Imax)	12	100	UIP	Action	CHINA/USA	R2 698 407
Trolls (incl 3D & 4DX)	7	113	TMF	Animation	USA	R2 417 053
Tyler Perry's Boo! A Madea Halloween	7	74	Ster kinekor	Comedy/Horror	USA	R1 553 301
The Accountant	11	61	TMF	Drama	USA	R1 544 671
Keeping up with the Joneses	12	58	TMF	Comedy	USA	R1 066 112
Ouija: Origins of Evil	3	25	UIP	Horror	JAPAN/USA	R260 936
Shepherds & Butchers	NEW	30	TMF	Drama	SA	R113 562
Indignation	5	10	Ster kinekor	Drama	CHINA/USA	R112 763
Dr Strange (incl 3D, Imax & 4DX)	4	120	Ster kinekor	Action/Adventure	USA	R4 409 861
When Bough Break	5	47	Ster kinekor	Drama	USA	R1 236 112
Hell or High Water	3	21	Ster kinekor	Action/Drama	USA	R172 129

Entlik Nogai Baie	4	19	TMF	Romance	SA	R152 213
Hatchet Hour	2	7	Black Sheep	Crime/Thriller	SA	R14 367
Julieta	4	5	Ster kinekor	Drama	SPAIN	R58 333
Storks (incl 3D)	4	98	TMF	Animation	USA	R1 916 813
Arrival	4	26	Ster kinekor	Sci-fi	USA	R574 226
Shut In	2	16	TMF	Drama/Thriller	CANADA/FRANCE	R146 810
Desierto	NEW	16	Ster kinekor	Drama/Thriller	MEXICO/FRANCE	R55 814
Max Steel	3	71	Ster kinekor	Action	UK/USA	R701 926
Blood Father	8	68	UIP	Action/Crime	FRANCE	R677 972
Skiptrace	3	44	Black Sheep	Action/Crime	CHINA/HONGKONG/USA	R373 546
Alone in Berlin	2	10	Ster kinekor	Drama	UK/FRANCE/GER	R123 234
Fantastic Beasts & Where to Find Them (Incl 3D, Imax & 4DX)	8	120	TMF	Adventure	UK/USA	R6 511 802
Vir Die Voels	8	56	Ster kinekor	Romance	SA	R1 164 810
Maggie's Plan	8	5	Ster kinekor	Comedy	USA	R83 147
Snow Queen 2	NEW	41	Indigenous	Animation	RUSSIA	R262 144
Moana (incl 3D)	7	123	Ster kinekor	Animation	USA	R2 851 925
Underworld: Blood Wars (incl 3D)	NEW	62	Ster kinekor	Sci-fi/Action	USA	R1 253 827
Jonathan	6	52	TMF	Drama	GER	R916 895
Almost Christmas	6	56	UIP	Comedy	USA	R817 064
Inferno (incl Imax)	5	65	Ster kinekor	Thriller	USA	R1 672 486
Fallen	NEW	54	Ster kinekor	Drama	USA	R639 430
The Wild Life (incl 3D)	NEW	59	TMF	Animation	BELGIUM/FRANCE	R483 081
A United Kingdom	6	31	UIP	Drama	USA/UK/CZECH	R461 255

Edge of Seventeen	NEW	26	TMF	Comedy	USA	R313 926
Equity	NEW	5	Sony	Drama	USA	R37 773
Star Wars: Rogue One (incl 3D, Imax & 4DX)*	5	137	Ster kinekor	Sci-fi/Adventure	USA	R7 331 601
Office Christmas Party*	5	73	TMF	Comedy	USA	R2 070 344
Assassin's Creed*	4	117	TMF	Action	UK/FRA/USA/HONGKONG	R3 449 725
Sing (incl 3D)*	4	111	UIP	Animation	USA/UK/JAPAN	R3 313 639
Jou Romeo*	4	43	Ster kinekor	Romance	SA	R370 857
Passengers (incl 3D)*	3	80	Ster kinekor	Sci-fi	USA	R2 910 785
Why Him?*	3	60	TMF	Comedy	USA	R1 316 525
Hacksaw Ridge*	3	58	Black Sheep	Action/Drama	AUS/USA	R784 870
Middle School*	3	23	TMF	Comedy	USA	R222 980
Snaaks Genoeg*	3	13	Indigenous	Comedy	SA	R31 987